

GREER POLICE DEPARTMENT

October 2018 Monthly Report



GREER POLICE DEPARTMENT

October 2018 Monthly Report

Command Staff

Chief Hamby

Captain Pressley

Lt. Richardson-

Administrative Division

Lt. Kelley-

Operations Division

Lt. Fortenberry-

Patrol Division

Lt. Varner-

Investigations Division



Companion at
Arlington

Lt. Richardson- Administrative Division

Staffing Report

2018 Greer Police Department Staffing Report				
Department	Total Allocated Position	Current Staffing Level	Individuals on Light Duty, FMLA, or Military Leave	Positions to Fill
Sworn Officers	61 FT/ 1 PT	53 FT/ 0 PT	3	5FT/ 1 PT
Dispatch	13 FT	11 FT	1	1FT
Detention	6 FT	4 FT	0	2FT
Administrative	6 FT/ 1 PT	6FT/ 0 PT	0	1PT
Animal Control	1 FT	1FT	0	0
Total	87 FT/ 2 PT	75FT/ 0PT	4	8FT/2PT

Volunteer Hours

Citizens Academy Volunteer Hours												
	Jan	Feb	Mar	Apr	May	Jun	Jul	Aug	Sep	Oct	Nov	Dec
Monthly Total	71.25	7	95.25	66.5	133.75	127.5	118	95.25	106.65	102		
Total YTD	71.25	78.25	173.50	240	373.75	501.25	619.25	694.5	801.15	903.65		

Departmental Training Report

Month	Classes	# Of Students	# Of Class Hours	Total Training Time
Jan. 2018	9	136	40	700
Feb. 2018	8	133	41	1,031
Mar. 2018	5	169	16	958
Apr. 2018	5	87	18	456
May 2018	5	117	15	312
June 2018	6	75	58	1,037
July 2018	9	170	29	450
Aug. 2018	5	132	16	614
Sept. 2018	6	134	104	1,578
Oct. 2018	10	217	81	1,138
Total YTD	68	1,370	418	7,774

Lt. Richardson- Administrative Division

Community Engagement

National Coffee with a Cop Event



Hardees



Eggs Up Grill



Bojangles



Lowes Foods

Lt. Kelley- Operations Division

Communications Center

Dispatch and Call Frequency	Sep-18	Oct-18	% Change From Previous Month	Year to Date 2017	Year to Date 2018	% Change from previous year
Number of 911 Calls	1,389	1,355	-2.4%	13,554	11,699	-13.7%
Incoming 7-Digit Line Calls	4,082	4,132	1.2%	52,485	46,441	-11.5%
Police Calls for Service	2,272	2,830	24.6%	24,513	26,068	6.3%
Fire Calls for Service	647	800	23.6%	2,749	4,720	71.7%
Total Dispatched Calls	2,919	3,630	24.4%	27,262	30,788	12.9%

Detention Center

Inmate and Process Total	Sep-18	Oct-18	% Change From Previous Month	Year to Date 2017	Year to Date 2018	% Change from previous year
Number of Adults Processed	103	110	6.8%	1,489	1,348	-9.5%
Transported to Greenville	27	26	-3.7%	448	441	-1.6%
Transported to Spartanburg	19	26	36.8%	207	254	22.7%
Juveniles Processed	0	2	200.0%	48	24	-50.0%
Hours Covered by Patrol	5	24	380.0%	397	232	-41.6%

Lt. Kelley- Operations Division

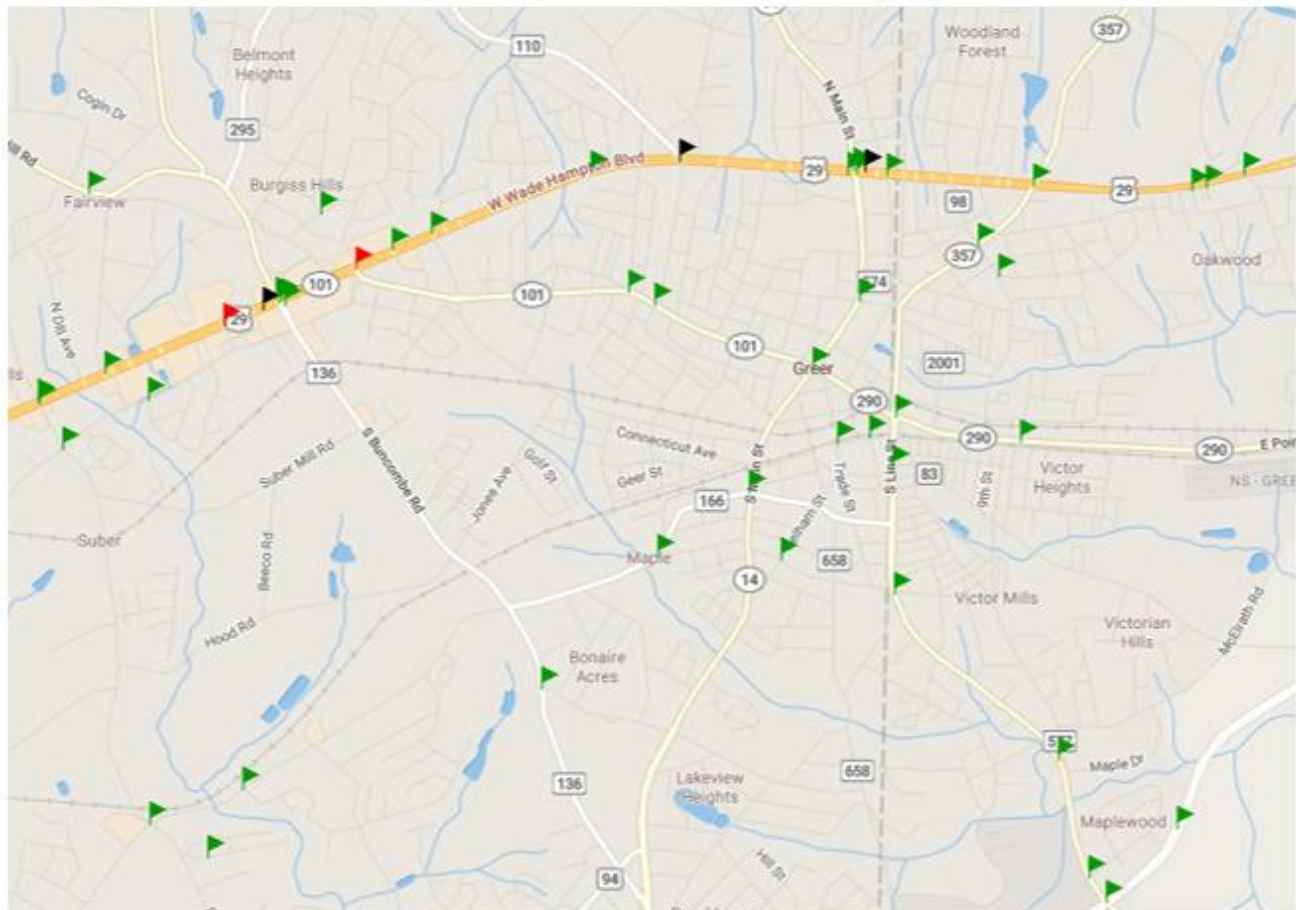
Animal Control Services

Animal Control Activity	September 2018	October 2018	% Change From Previous Month	Year to Date 2017	Year to Date 2018	% Change From Previous Year
Calls for Service	123	188	52.8%	1,767	1,706	-3.5%
Live Dogs Picked Up	7	5	-28.6%	82	95	15.9%
Live Cats Picked Up	2	12	500.0%	111	76	-31.5%
Traps Delivered	2	6	200.0%	60	53	-11.7%
Follow Up Calls	13	18	38.5%	122	137	12.3%
Citations Issued	1	0	-100.0%	6	9	50.0%

Lt. Fortenberry- Patrol Division

Police Patrol Activity	September-18	October-18	% Change	Last YTD	YTD	% Change
Citations issued	392	371	-5.36%	4,616	3,715	-19.52%
Arrests	121	129	6.61%	1,512	1,435	-5.09%
Incident Reports	305	350	14.75%	3,336	3,391	1.65%
Collision Reports	125	136	8.80%	1,338	1,297	-3.06%
Warning Citations	239	276	15.48%	3,052	2,778	-8.98%
Patrol Miles	29,384	31,732	7.99%	344,409	314,363	-8.72%
Warrants Served	104	59	-43.27%	1,418	1,157	-18.41%
Field Interviews	8	8	0.00%	174	64	-63.22%

October Collisions on Roadways



Green Flags indicates 1-2 collisions.
 Black Flags indicates 2-4 collisions.
 Red Flags indicates 5 or more collisions.

Lt. Fortenberry- Patrol Division

Patrol Community Engagement



Halloween Hoopla



Coffee with a Cop
(Lowes Foods)



Bridle Ridge
Apartments



Loss Prevention Officers Meeting



Public Safety Checkpoint



Cpl. Wilson assisting with loading a lawnmower onto a trailer after it fell off into the roadway.

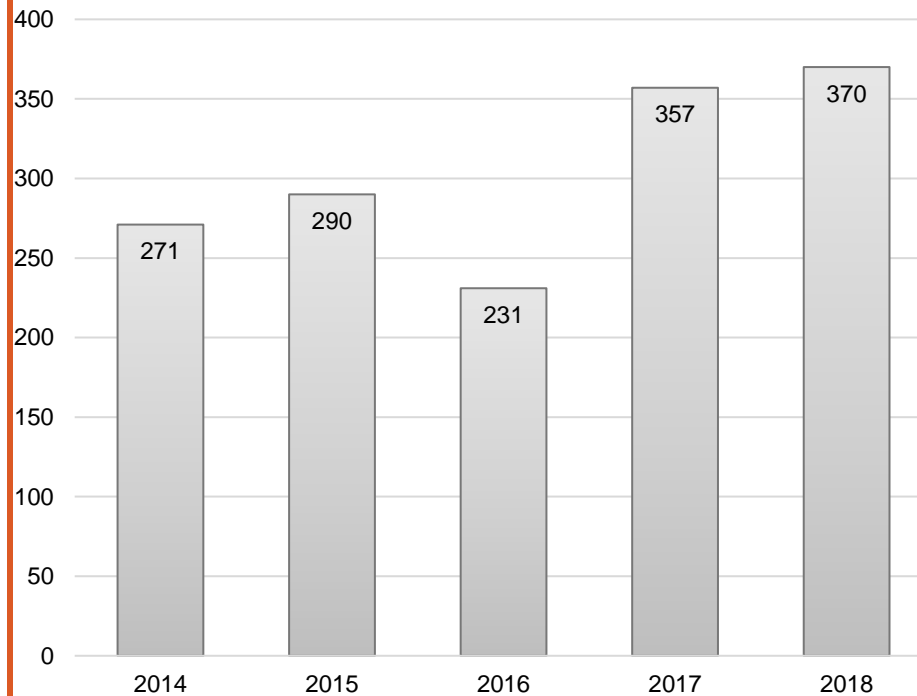
Lt. Varner- Investigations Division

Cases Assigned YTD

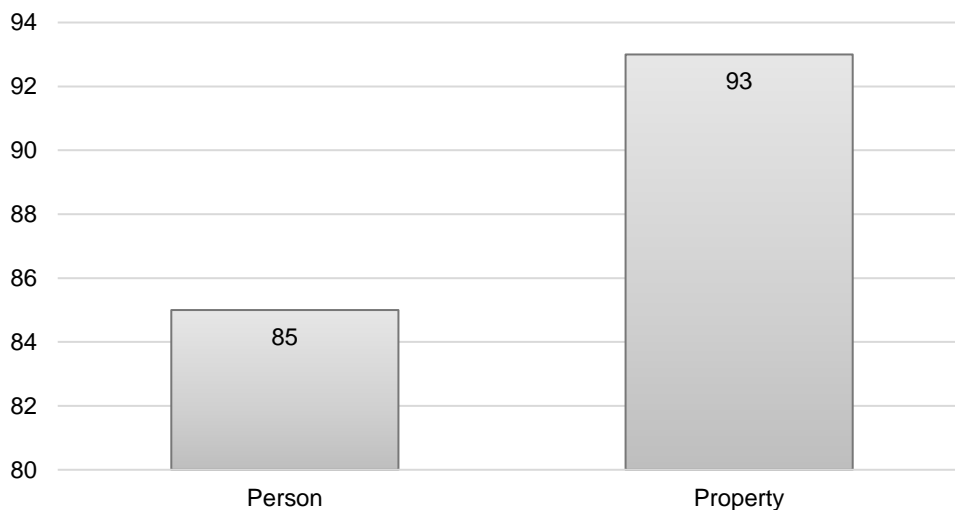
There were a total of 36 new cases assigned to CID in October 2018.

This brings the total number of cases assigned this year to 370 which is the highest number of assigned cases YTD in the past 5 years. 2018 is showing a 62% increase in cases over 2016.

CID Assigned Cases Year to Date - October 2018



CID Closed Cases - Year to Date 2018 (Admin, Ex-Clear, No Status, Unfounded, Arrest)

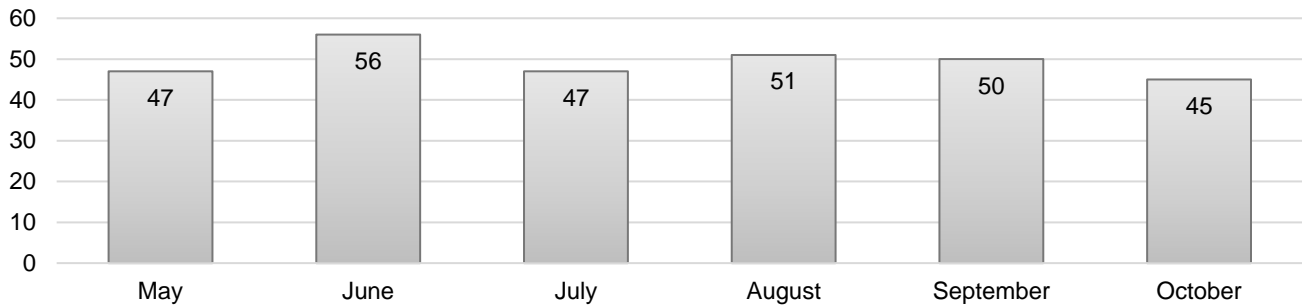


Closed Cases YTD

The chart represents the total number of cases CID has closed thru October 2018, broken down by crimes against persons and property crimes. CID has closed a total of 178 cases in 2018 which is 48% of the total cases assigned.

Lt. Varner- Investigations Division

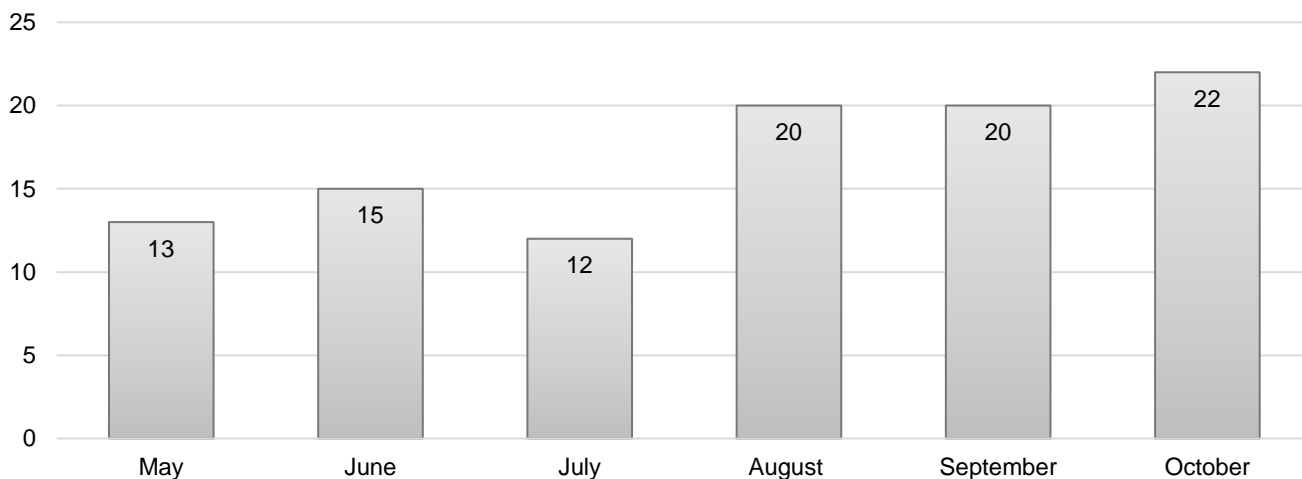
New VA Cases October 2018



New Victim Advocate Cases

There were 45 new cases assigned in October 2018 with slightly lower than the six month average of 49 new cases assigned. The number of assigned VA cases has remained consistent this year. She spent 12.5 hours with victims in court and transported two victims who needed transportation. She also attended three conferences/meetings around the state.

Crime Analysis - Cases Worked October 2018



Crime Analyst Cases Worked

Crime Analyst Ellis spent approximately 57 hours working 22 different cases. 8 of the cases she worked led to clearances (arrests/warrants/exclear).

Lt. Varner- Investigations Division

Vice/Narcotics Activity for October 2018

Arrests: 4 adults

Undercover Operations: 1

Agency Assists: 3

Firearms Seized: 0

Money Forfeited: \$817

Firearms Seized: 3

Search Warrants Executed: 1

**** 20 alcohol compliance checks were completed with 100% compliance**

Notable Events/Cases:

Area 3 Highlight



110 Delano Avenue/209 Hubert Street

On October 8, Det. Montgomery received a tip about stolen property at 110 Delano Avenue. On October 9, Det. Montgomery and Cpl. McWhite began conducting surveillance on the property, which adjoined 209 Hubert Street. Cpl. McWhite observed two subjects smoking marijuana and he and Det. Montgomery approached Marcos Garcia of 209 Hubert Street and Chuck Satterfield of 110 Delano Avenue. Chuck Satterfield was found to be in possession of methamphetamine and a stolen license plate was recovered off a vehicle on his property.

Marcos Garcia was found to be in possession of marijuana and an investigation into his residence ensued. Cpl. McWhite obtained a search warrant for 209 Hubert Street and the following items were located: more than six pounds of marijuana, 11 Xanax tablets, 8 Diazepam tablets, 2 MDMA tablets, 3 pistols, and \$817 cash. Marcos Garcia was charged with two drug violations and his brother, Derek, who was not home at the time, was arrested the following week on three drug charges.

Lt. Varner- Investigations Division

CID TRAINING/OTHER

- CID was “called out” a total of only 13 hours.
- Investigators spent a total of 25 hours in court.
- Det. Hemric completed the first of several ICAC training classes in Tampa, FL.
- Det. Arterburn attended the annual Hostage Negotiators conference in Myrtle Beach.