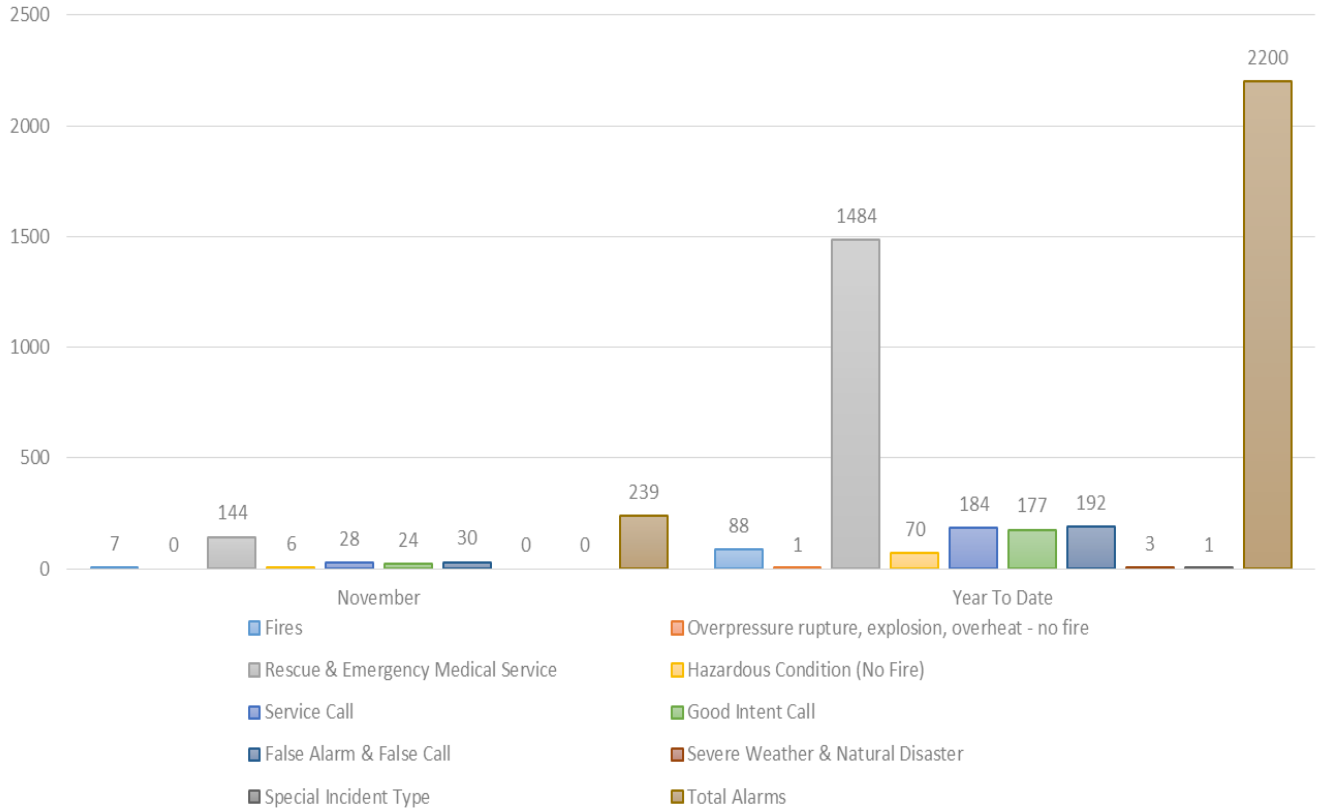




City of Greer Fire Department Year-To-Date Statistics November 2014

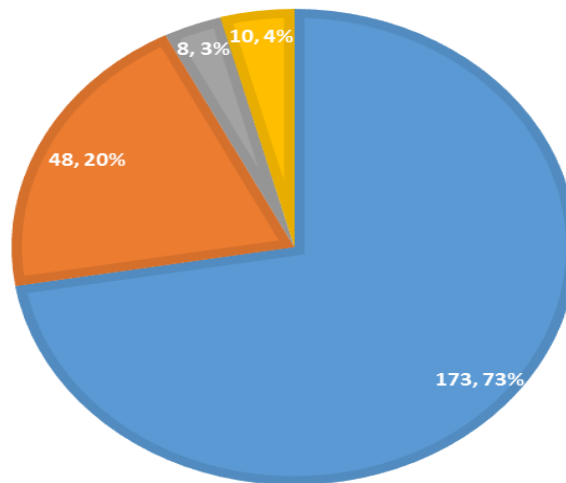


Incident Types



ALARMS INSIDE CITY - NOVEMBER 2014

■ Inside City - Greenville Co. ■ Inside City - Spartanburg Co. ■ Outside City - Greenville Co. ■ Outside City - Spartanburg Co.





City of Greer Fire Department

Year-To-Date Statistics

November 2014



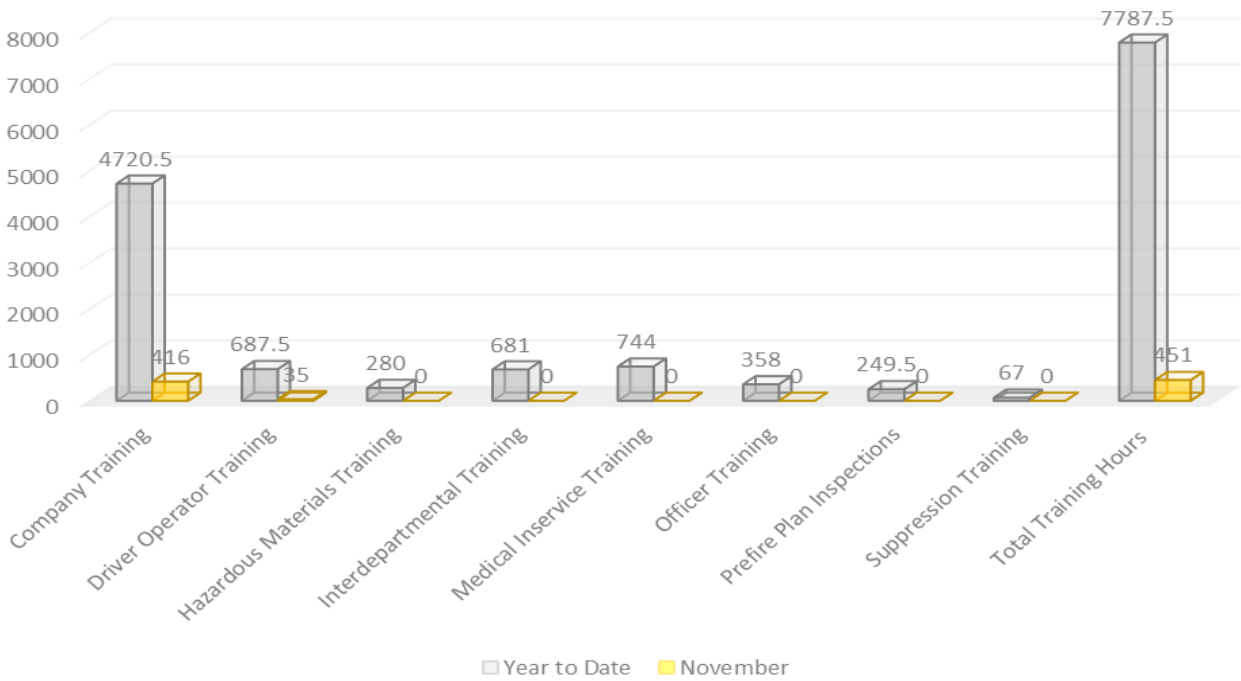
NFPA REPORT FIRES IN STRUCTURES BY FIXED PROPERTY USE (OCCUPANCY)		NUMBER OF INCIDENTS	DEATHS	INJURIES	EST. PROP. DAMAGE
1	Private Dwellings (1 or 2 family), including mobile homes (FPU 419)	25	0	0	\$178,035.00
2	Apartments (3 or more families) (FPU 429)	6	0	0	\$760.00
3	Hotels and Motels (FPU 449)	0	0	0	\$0.00
4	All Other Residential (dormitories, boarding houses, tents, etc.) (FPU 400, 439, 459-499)	1	0	0	\$250.00
5	TOTAL RESIDENTIAL FIRES (Sum of lines 1 through 4)	32	0	0	\$179,045.00
6	Public Assembly (church, restaurant, clubs, etc.) (FPU 100-199)	2	0	0	\$2,500.00
7	Schools and Colleges (FPD 200-299)	0	0	0	\$0.00
8	Health Care and Penal Institutions (hospitals, nursing homes, prisons, etc.) (FPU 300-399)	2	0	0	\$1,000.00
9	Stores and Offices (FPU 500-599)	3	0	0	\$1,200.00
10	Industry, Utility, Defense, Laboratories, Manufacturing (FPU 600-799)	0	0	0	\$0.00
11	Storage in Structures (barns, vehicle storage garages, general storage, etc.) (FPU 800-899)	1	0	0	\$0.00
12	Other Structures (outbuildings, bridges, etc.) (FPU 900-999)	7	0	0	\$750.00
13	TOTAL FOR STRUCTURE FIRES (Sum of lines 5 through 12)	48	0	0	\$184,495.00
14a	Fires in Highway Vehicles (autos, trucks, buses, etc.) (IT 131-132, 136-137)	8	0	0	\$12,075.00
14b	Fires in Other Vehicles (planes, trains, ships, construction or farm vehicles, etc.) (IT 130, 133-135, 138)	0	0	0	\$0.00
15	Fires outside of Structures with Value Involved, but Not Vehicles (outside storage, crops, timber, etc.) (IT 140, 141, 161, 162, 164, 170-173)	8	0	0	\$1,000.00
16	Fires in Brush, Grass, Wildland (excluding crops and timber), with no value involved (IT 142-143)	16	0	0	\$34,000.00
17	Fires in Rubbish, Including Dumpsters (outside of structures), with no value involved (IT 150-155)	5	0	0	\$800.00
18	All Other Fires (IT 100, 160, 163)	4	0	0	\$3,000.00
19	TOTAL FOR FIRES (Sum of lines 13 through 18)	89	0	0	\$235,370.00
20	Rescue, Emergency Medical Responses (ambulances, EMS, rescue) (IT 300-381)	1518	0	0	\$34,500.00
21	False Alarm Responses (malicious or unintentional false calls, malfunctions, bomb scares) (IT 700-746)	194	0	0	\$0.00
22	Mutual Aid Responses Given	8	0	0	\$0.00
23a	Hazards Materials Responses (spills, leaks, etc.) (IT 410-431)	34	0	0	\$0.00
23b	Other Hazardous Responses (arcing wires, bomb removal, power line down, etc.) (IT 440-482, 400)	39	0	0	\$600.00
24	All Other Responses (smoke scares, lock-outs, animal rescues, etc.) (IT 200-251, 500-699, 800-911)	384	0	0	\$6,000.00
25	TOTAL FOR ALL INCIDENTS (Sum of lines 19 through 24)	2266	0	0	\$276,470.00



City of Greer Fire Department Year-To-Date Statistics November 2014



Training Division Training Hours

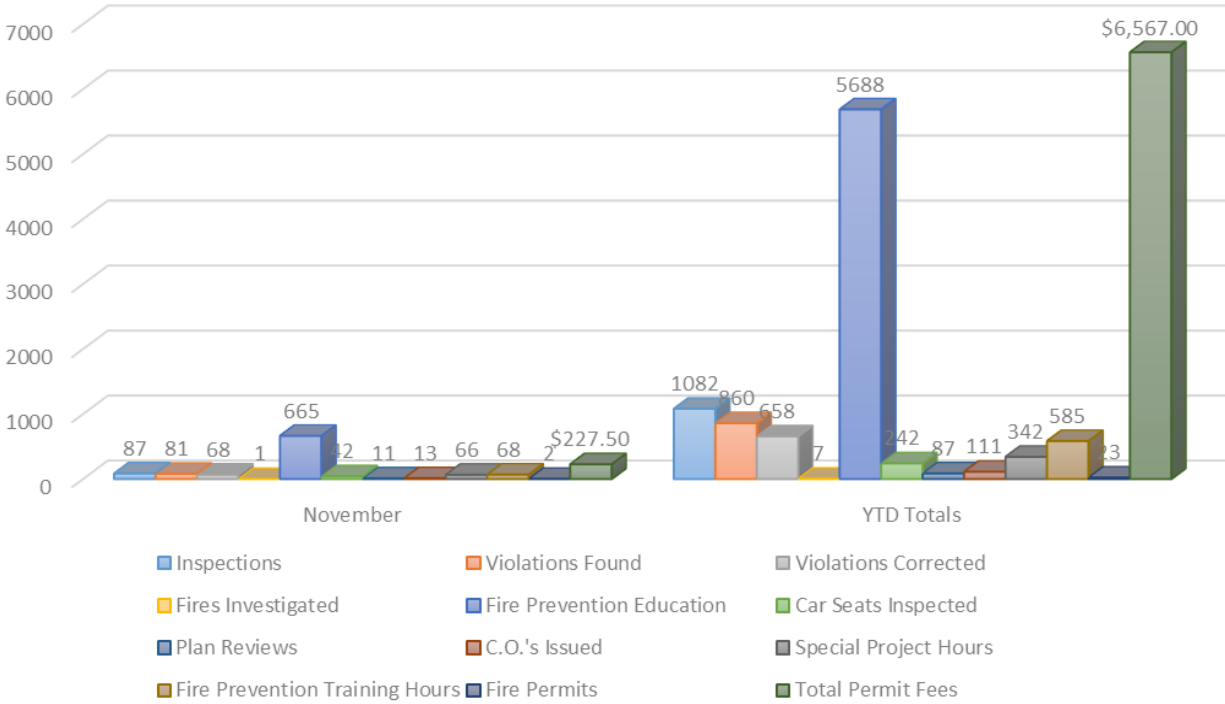




City of Greer Fire Department Year-To-Date Statistics November 2014



Office of the Fire Marshal



Structure Fire Belton Ave



Car vs Building - Hobby Lobby