

GREER POLICE DEPARTMENT

May 2018 Monthly Report



GREER POLICE DEPARTMENT

May 2018 Monthly Report

Command Staff

Chief Hamby

Captain Pressley

Lt. Richardson-

Administrative Division

Lt. Kelley-

Operations Division

Lt. Fortenberry-

Patrol Division

Lt. Varner-

Investigations Division



Walk with your
Public Official

Lt. Richardson- Administrative Division

Staffing Report

2018 Greer Police Department Staffing Report				
Department	Total Allocated Position	Current Staffing Level	Individuals on Light Duty, FMLA, or Military Leave	Positions to Fill
Sworn Officers	60 FT/1 PT	55 FT/0 PT	0	5 FT/1 PT
Dispatch	12 FT/1 PT	12 FT/1 PT	0	0
Detention	6 FT	4 FT	0	2 FT
Administrative	6 FT/1 PT	5 FT/1 PT	1	0
Animal Control	1 FT	1 FT	0	0
Total	85 FT/3 PT	77 FT/2 PT	1 FT	7 FT/1 PT

Volunteer Hours

Citizens Academy Volunteer Hours												
	Jan	Feb	Mar	Apr	May	Jun	Jul	Aug	Sep	Oct	Nov	Dec
Monthly Total	71.25	7	95.25	66.5	133.75							
Total YTD	71.25	78.25	173.50	240	373.75							

Departmental Training Report

Month	Classes	# Of Students	# Of Class Hours	Total Training Time
Jan. 2018	9	136	40	700
Feb. 2018	8	133	41	1031
Mar. 2018	5	169	16	958
Apr. 2018	5	87	18	456
May 2018	5	117	15	312
Total YTD	32	642	130	3,457

Lt. Richardson- Administrative Division

Community Engagement



Sgt. Smith and Sgt. Ferrell having fun with kids in the community.



34th Annual Greer Family Festival

Lt. Kelley- Operations Division

Communications Center

Dispatch and Call Frequency	Apr-18	May-18	% Change From Previous Month	Year to Date 2017	Year to Date 2018	% Change from previous year
Number of 911 Calls	1,200	1,295	7.9%	6,653	6,107	-8.2%
Incoming 7-Digit Line Calls	5,090	5,621	10.4%	26,217	26,554	1.3%
Police Calls for Service	2,680	2,725	1.7%	11,312	13,499	19.3%
Fire Calls for Service	293	307	4.8%	1,385	1,545	11.6%
Total Dispatched Calls	2,973	3,032	2.0%	12,697	15,044	18.5%

Detention Center

Inmate and Process Total	Apr-18	May-18	% Change From Previous Month	Year to Date 2017	Year to Date 2018	% Change from previous year
Number of Adults Processed	148	150	1.4%	697	725	4.0%
Transported to Greenville	53	52	-1.9%	226	236	4.4%
Transported to Spartanburg	24	31	29.2%	101	130	28.7%
Juveniles Processed	3	4	33.3%	23	12	-47.8%
Hours Covered by Patrol	88	6	-93.2%	228	178	-21.9%

Lt. Kelley- Operations Division

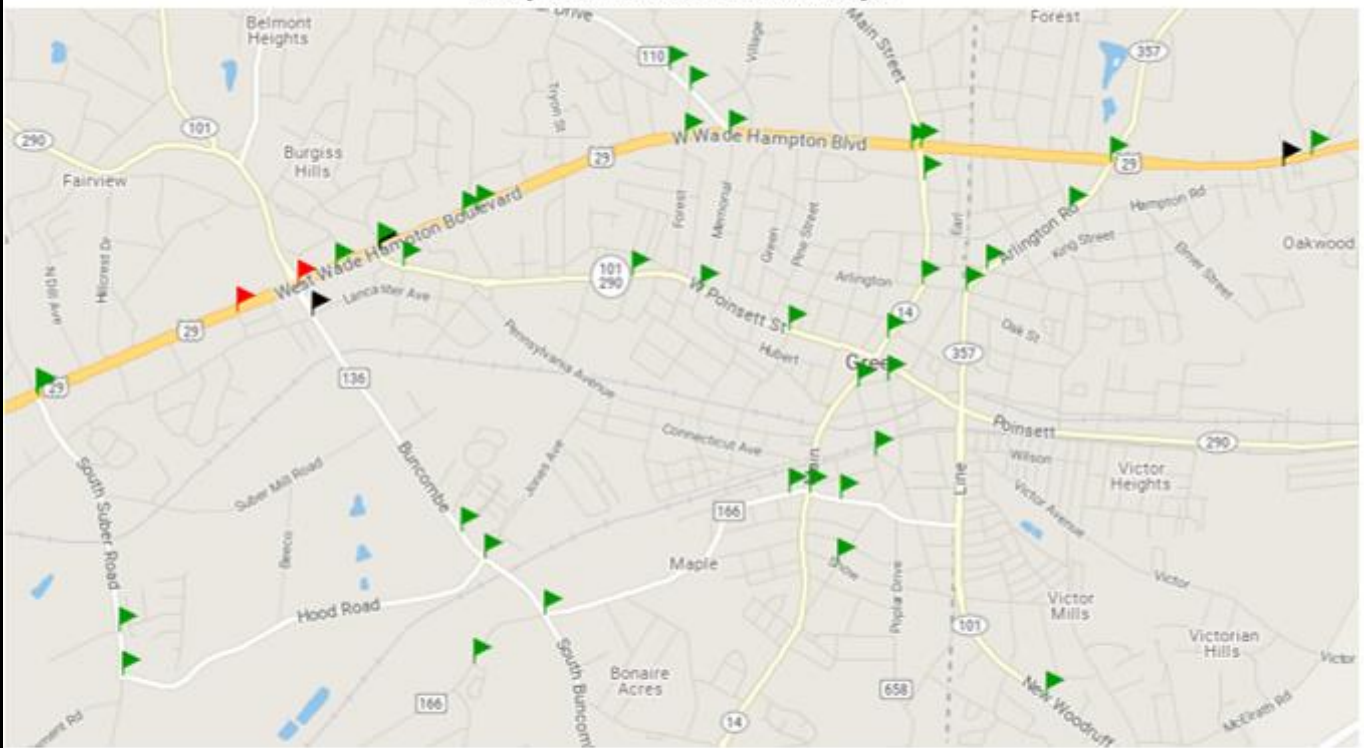
Animal Control Services

Animal Control Activity	April 2018	May 2018	% Change From Previous Month	Year to Date 2017	Year to Date 2018	% Change From Previous Year
Calls for Service	152	168	10.5%	825	879	6.5%
Live Dogs Picked Up	13	6	-53.8%	38	57	50.0%
Live Cats Picked Up	1	9	800.0%	65	29	-55.4%
Traps Delivered	6	6	0.0%	30	27	-10.0%
Follow Up Calls	11	14	27.3%	64	66	3.1%
Citations Issued	0	1	#DIV/0!	3	1	-66.7%

Lt. Fortenberry- Patrol Division

Police Patrol Activity	April-18	May-18	% Change	Last YTD	YTD	% Change
Citations issued	333	360	8.11%	2,540	1,928	-24.09%
Arrests	162	157	-3.09%	734	737	0.41%
Incident Reports	333	347	4.20%	1,553	1,669	7.47%
Collision Reports	125	124	-0.80%	632	656	3.80%
Warning Citations	340	262	-22.94%	1,478	1,570	6.22%
Patrol Miles	33,075	30,815	-6.83%	16,7536	16,5118	-1.44%

May Collisions on Roadways



Green Flags indicates 1-2 collisions.
 Black Flags indicates 2-4 collisions.
 Red Flags indicates 5 or more collisions.

Lt. Fortenberry- Patrol Division

Area Assignments

Area 1

- **Target Plaza:** In May, Target had a decrease in property crime calls. In April, there were twelve calls and in May, there were nine. There were thirty-six proactive calls in April compared to thirty-five in May. Officers will continue to be visible in the area in an effort to sustain this reduction in property crime calls.
- **Piedmont Marketplace:** There was an increase in property crimes at Kohl's with six being reported in May compared to one in April. Proactive patrols increased in May, with officers conducting twenty-two compared to twenty the previous month. Officers will continue their proactive patrols in this area.
- **QuickTrip:** Quick Trip had a reduction in calls for service going from seventeen in April to fourteen in May. Officers will continue to extra patrol QT with the summer months in full swing and students being out of school.
- **Trespassing on W. Wade Hampton Blvd:** There has been little activity at Starbucks/DQ/Allen Tate over the last several months. Management spoke with several people that hang out during business hours about the trash being left behind. Officers will continue to extra patrol the businesses after hours and place people on trespass when necessary.
- **Bridle Ridge Apartments:** There were twelve total calls for service at Bridle Ridge in May. Seven of the calls have been proactive and five were criminal calls for service. There was one autobreaking call, one warrant arrest for another agency, and two seven-year-old kids that were in a fight.
- **Bradford Apartments:** The Bradford Apartments had an increase in calls for the month of May. There were nineteen total calls for service. Eleven of the calls have been proactive and six were criminal calls for service. There was one autobreaking and one domestic violence call. A resident in the complex was involved in several autobreaking calls in the Needmore area during the month and was taken to DJJ.

Area 2

- **Walmart Area Traffic Enforcement:** Traffic enforcement continued this month with fifty-five traffic stops in the Walmart area. Three of the traffic stops yielded arrests. There were a total of twenty-two citations issued, and thirty-five public contacts. We will continue to use traffic enforcement to try to deter shopliftings at Walmart. This high visibility also allows PD response time to be shorter, increasing arrest potential when subjects will not comply with Walmart LP.
- **Import Auto Salvage:** Since the end of March, we have had thirty-three calls for service at Import Auto Salvage. Twenty-seven of those calls were self-initiated extra patrols. There was one stolen vehicle incident (recovered in Cherokee Co.) where a vehicle was taken from the unsecured portion in front of the business. Officer Kimbler took a trespassing report after being alerted by the owner that there were people on or near the property. We were unable to establish if they had taken anything. In April, a subject was caught on the property by one of our officers and the owner did not want to press charges. Another subject was found walking out of the wood line near the business on another day, leading to a drug arrest. Officers will continue to extra patrol this area. We also plan to involve the codes department to have them evaluate whether the property is properly fenced.

Lt. Fortenberry- Patrol Division

Area 3

- **Beverly Apartments:** Since April's directed patrol in this area, there have only been thirteen total calls for service in May, eight of those calls being proactive in nature. The eviction process for two problem apartments was completed during the month. Officers will continue with a proactive approach in this area to deter criminal activity.
- **Lismore Park:** The Lismore subdivision had sixteen total calls for service in May with seven of those being proactive in nature. When compared to the forty-four calls for service during the last period it, was noted there was a 64% decrease in calls for service. This area is no longer considered a hot spot and officers will continue their extra patrol efforts and traffic enforcement in the area.
- **Buncombe Street to Clay Avenue:** This area has recently been identified as a hot spot area. This past month there were thirty-four calls for service for this area with sixteen of those being proactive in nature. Some of the calls for service in this area included autobreaking, sexual assault, malicious damage, and assault. Officers will extra patrol this area to increase visibility, which will hopefully lead to a reduction in future crimes.


Area 4

- **Victor Mill Community:** Officer Cooper has initiated a SARA project in this community in reference to the poor neighborhood lighting. The area is currently being surveyed and officers are monitoring the lighting in the area.
- **Drummond Village:** Officers continue to conduct extra patrols in this area due to an increase in calls for service. The types of calls that are being received include shots fired, larcenies, and other community related calls.

Patrol Community Engagement



Chandler Creek Elementary
K9 Boss and FTO Williams



Drummond Village
Playground



Fist Bump Friday
Calvary Christian Academy

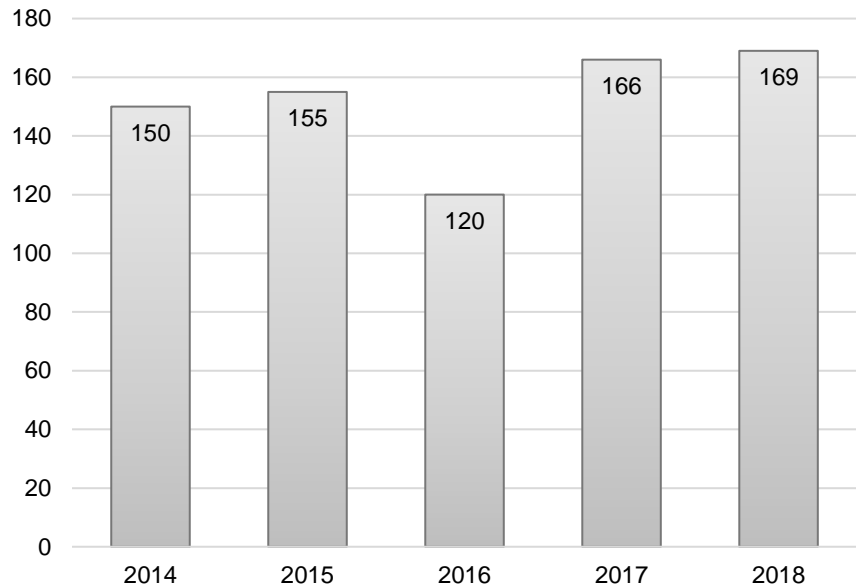
Lt. Varner- Investigations Division

Cases Assigned YTD

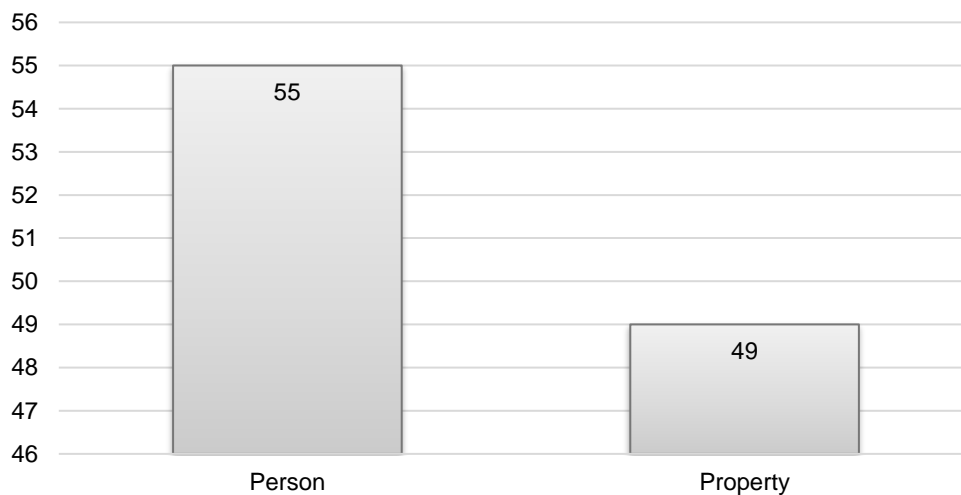
There were a total of thirty-three new cases assigned to CID in May 2018. This brings the total number of cases assigned this year to 169, which is the highest number of assigned cases YTD in the past five years.

The average number of cases assigned thru May in the past five years is 152. 9% more cases have been assigned in 2018 than the average for the past five years, which is consistent with last month as well.

CID Assigned Cases Year to Date - May 2018



CID Closed Cases - Year to Date 2018 (Admin, Ex-Clear, No Status, Unfounded, Arrest)

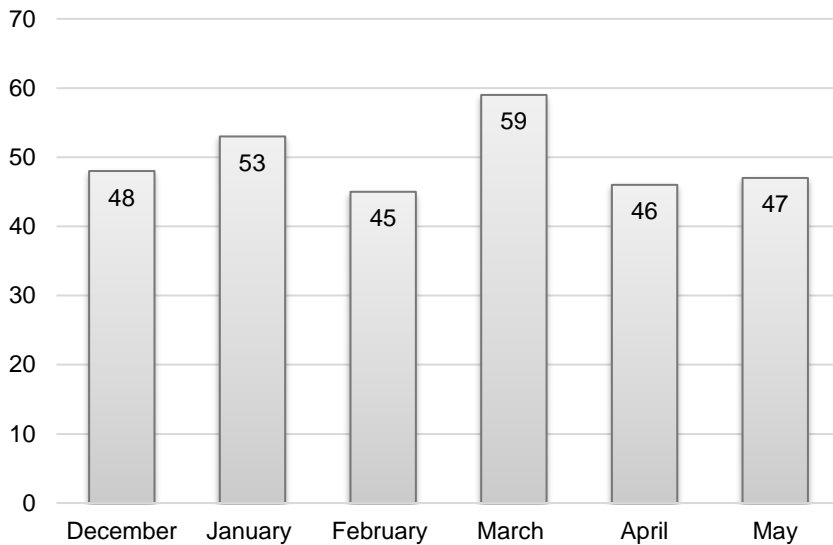


Closed Cases YTD

The chart represents the total number of cases CID has closed in 2018, broken down by crimes against persons and property crimes. CID has closed a total of 104 cases in 2018, which is 62% of the total cases assigned.

Lt. Varner- Investigations Division

New VA Cases May 2018



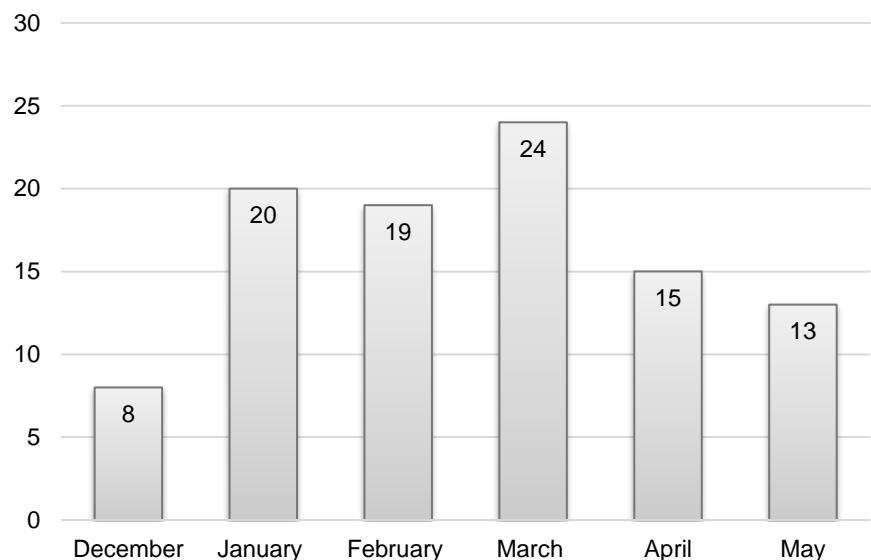
New Victim Advocate Cases

There were forty-seven new cases assigned in May 2018, which is consistent with the six-month average of fifty new cases assigned. Interim Victim Advocate Chandler is handling all new cases and maintaining previously assigned cases while VA Weibel is on leave.

Crime Analyst Cases Worked

Crime Analyst Ellis spent a great deal of time on administrative duties generally fulfilled by the CID clerk (who is currently interim VA). In addition to the thirteen cases she worked, she prepared May's Compstat presentation and generated reports for the shift sergeant's monthly reports.

Crime Analysis - Cases Worked May 2018



Lt. Varner- Investigations Division

Vice/Narcotics Activity for May 2018

Arrests: 8 adults
Undercover Operations: 2
Agency Assists: 2
Firearms Seized: 0
Money Forfeited: \$2,611.89
Search Warrants Executed: 1

Notable Events/Cases:

Alcohol Enforcement: (w SLED) Twenty-six alcohol compliance checks were conducted throughout the city and 100% compliance was met.

Agency Assist: Vice Officers Montgomery and McWhite dedicated a combined fifty-six hours to a three-day surveillance operation as part of a large-scale Grand Jury drug conspiracy case.

Timmy George @ 305 Poplar Dr.: After months of investigating the subject, Vice and K9 Officer Williams were able to arrest and charge George with Trafficking Meth (53 grams), PWID Schedule II (x2), and Failure to Stop for Blue Lights. He was out on bond with an ankle monitor for Trafficking Meth and is now back in jail on No Bond. George (and his family) have been long-term nuisances in Greer.

CID TRAINING/OTHER

- CID was "called out" a total of seven hours (minimal!!).
- Investigators spent a total of nineteen hours in court.
- Detectives Bash and Parrott assisted at Bike Week in Myrtle Beach.
- Detectives McWhite and Montgomery attended class at RCTA.
- Detective Parrott was voluntarily reassigned to patrol (effective 06/16) and Officer Prino was selected to transfer to CID.
- Detectives Bash, McWhite, and Montgomery completed monthly sniper training (Monte got his new rifle ☺)

