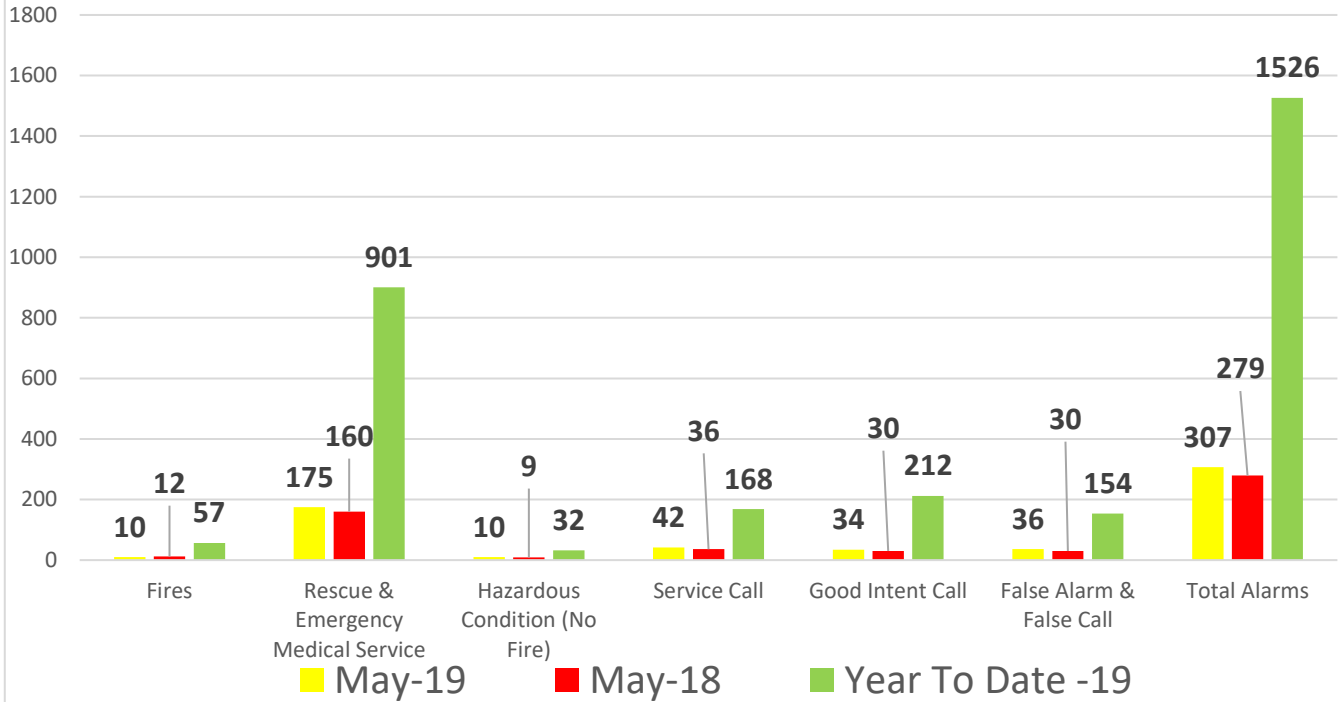




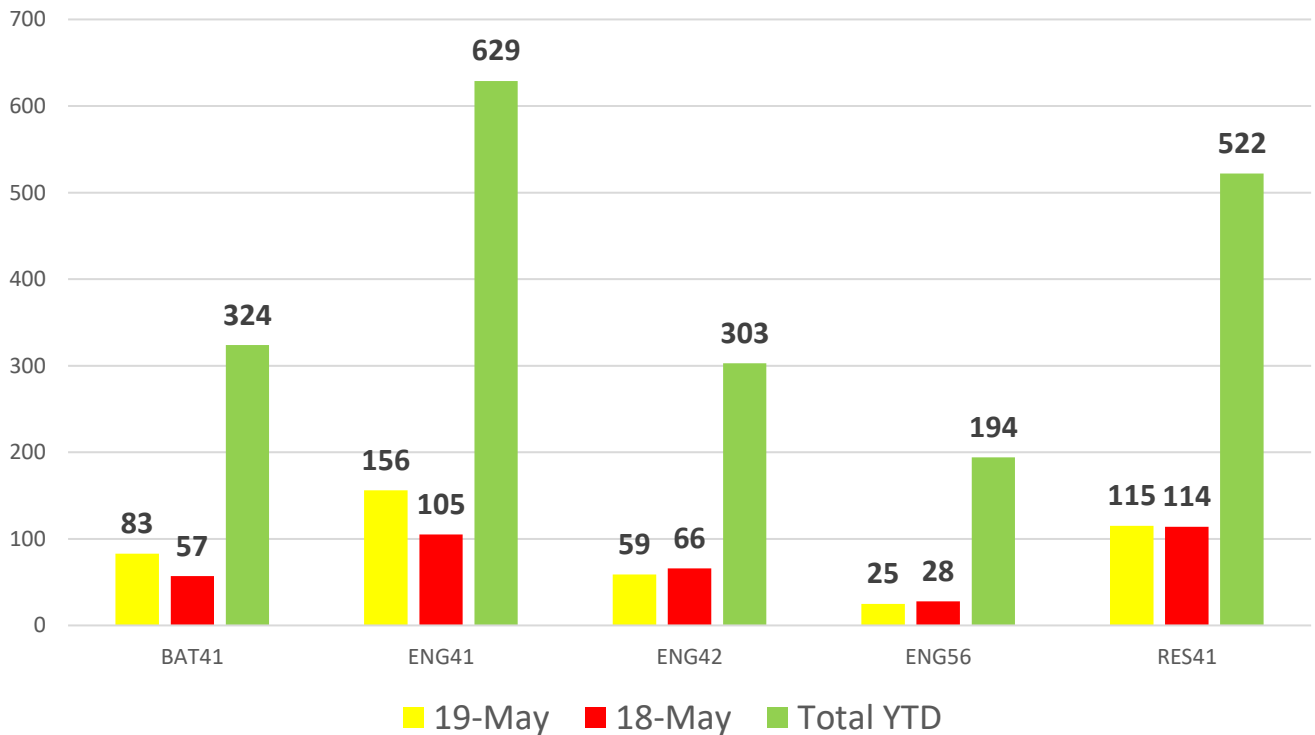
City of Greer Fire Department Monthly Report May 2019



MAJOR INCIDENT TYPES



APPARATUS RESPONSE





City of Greer Fire Department

Monthly Report

May 2019



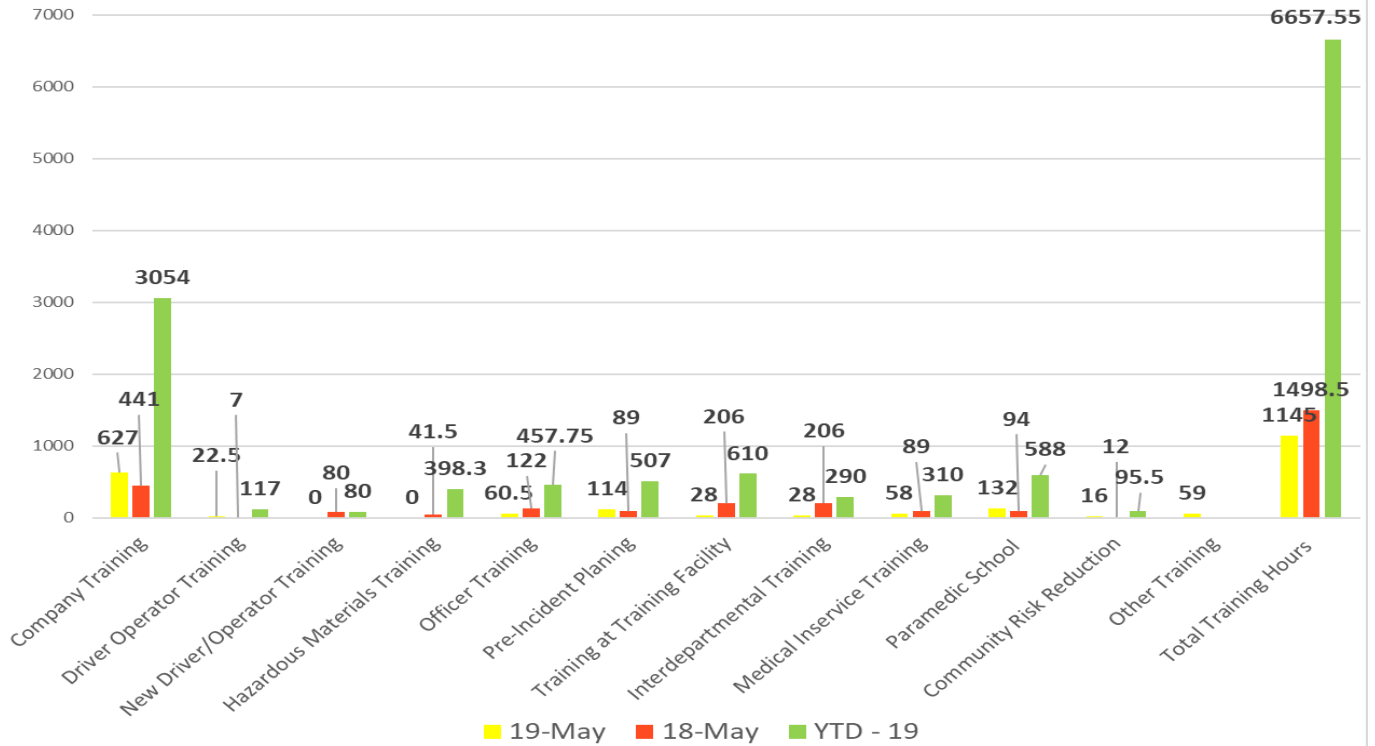
| NFPA REPORT FIRES IN STRUCTURES BY FIXED PROPERTY USE (OCCUPANCY) | | NUMBER OF INCIDENTS | DEATHS | INJURIES | EST. PROP. DAMAGE |
|---|--|------------------------|----------|----------|----------------------|
| 1 | Private Dwellings (1 or 2 family), including mobile homes (FPU 419) | 21 | 0 | 0 | \$260,500.00 |
| 2 | Apartments (3 or more families) (FPU 429) | 5 | 0 | 0 | \$200.00 |
| 3 | Hotels and Motels (FPU 449) | 1 | 0 | 0 | \$0.00 |
| 4 | All Other Residential (dormitories, boarding houses, tents, etc.) (FPU 400, 439, 459-499) | 1 | 0 | 0 | \$0.00 |
| 5 | TOTAL RESIDENTIAL FIRES (Sum of lines 1 through 4) | 28 | 0 | 0 | \$260,700.00 |
| 6 | Public Assembly (church, restaurant, clubs, etc.) (FPU 100-199) | 2 | 0 | 0 | \$0.00 |
| 7 | Schools and Colleges (FPD 200-299) | 0 | 0 | 0 | \$0.00 |
| 8 | Health Care and Penal Institutions (hospitals, nursing homes, prisons, etc.) (FPU 300-399) | 0 | 0 | 0 | \$0.00 |
| 9 | Stores and Offices (FPU 500-599) | 1 | 0 | 0 | \$7,000.00 |
| 10 | Industry, Utility, Defense, Laboratories, Manufacturing (FPU 600-799) | 0 | 0 | 0 | \$0.00 |
| 11 | Storage in Structures (barns, vehicle storage garages, general storage, etc.) (FPU 800-899) | 0 | 0 | 0 | \$0.00 |
| 12 | Other Structures (outbuildings, bridges, etc.) (FPU 900-999) | 0 | 0 | 0 | \$0.00 |
| 13 | TOTAL FOR STRUCTURE FIRES (Sum of lines 5 through 12) | 31 | 0 | 0 | \$267,700.00 |
| 14a | Fires in Highway Vehicles (autos, trucks, buses, etc.) (IT 131-132, 136-137) | 5 | 0 | 0 | \$16,500.00 |
| 14b | Fires in Other Vehicles (planes, trains, ships, construction or farm vehicles, etc.) (IT 130, 133-135, 138) | 0 | 0 | 0 | \$0.00 |
| 15 | Fires outside of Structures with Value Involved, but Not Vehicles (outside storage, crops, timber, etc.) (IT 140, 141, 161, 162, 164, 170-173) | 9 | 0 | 0 | \$5,500.00 |
| 16 | Fires in Brush, Grass, Wildland (excluding crops and timber), with no value involved (IT 142-143) | 4 | 0 | 0 | \$0.00 |
| 17 | Fires in Rubbish, Including Dumpsters (outside of structures), with no value involved (IT 150-155) | 4 | 0 | 0 | \$0.00 |
| 18 | All Other Fires (IT 100, 160, 163) | 2 | 0 | 0 | \$0.00 |
| 19 | TOTAL FOR FIRES (Sum of lines 13 through 18) | 55 | 0 | 0 | \$289,700.00 |
| 20 | Rescue, Emergency Medical Responses (ambulances, EMS, rescue) (IT 300-381) | 904 | 0 | 0 | \$0.00 |
| 21 | False Alarm Responses (malicious or unintentional false calls, malfunctions, bomb scares) (IT 700-746) | 154 | 0 | 0 | \$0.00 |
| 22 | Mutual Aid Responses Given | 7 | 0 | 0 | \$0.00 |
| 23a | Hazards Materials Responses (spills, leaks, etc.) (IT 410-431) | 16 | 0 | 0 | \$0.00 |
| 23b | Other Hazardous Responses (arcing wires, bomb removal, power line down, etc.) (IT 440-482, 400) | 17 | 0 | 0 | \$0.00 |
| 24 | All Other Responses (smoke scares, lock-outs, animal rescues, etc.) (IT 200-251, 500-699, 800-911) | 383 | 0 | 0 | \$0.00 |
| 25 | TOTAL FOR ALL INCIDENTS (Sum of lines 19 through 24) | 1536 | 2 | 7 | \$289,700.00 |



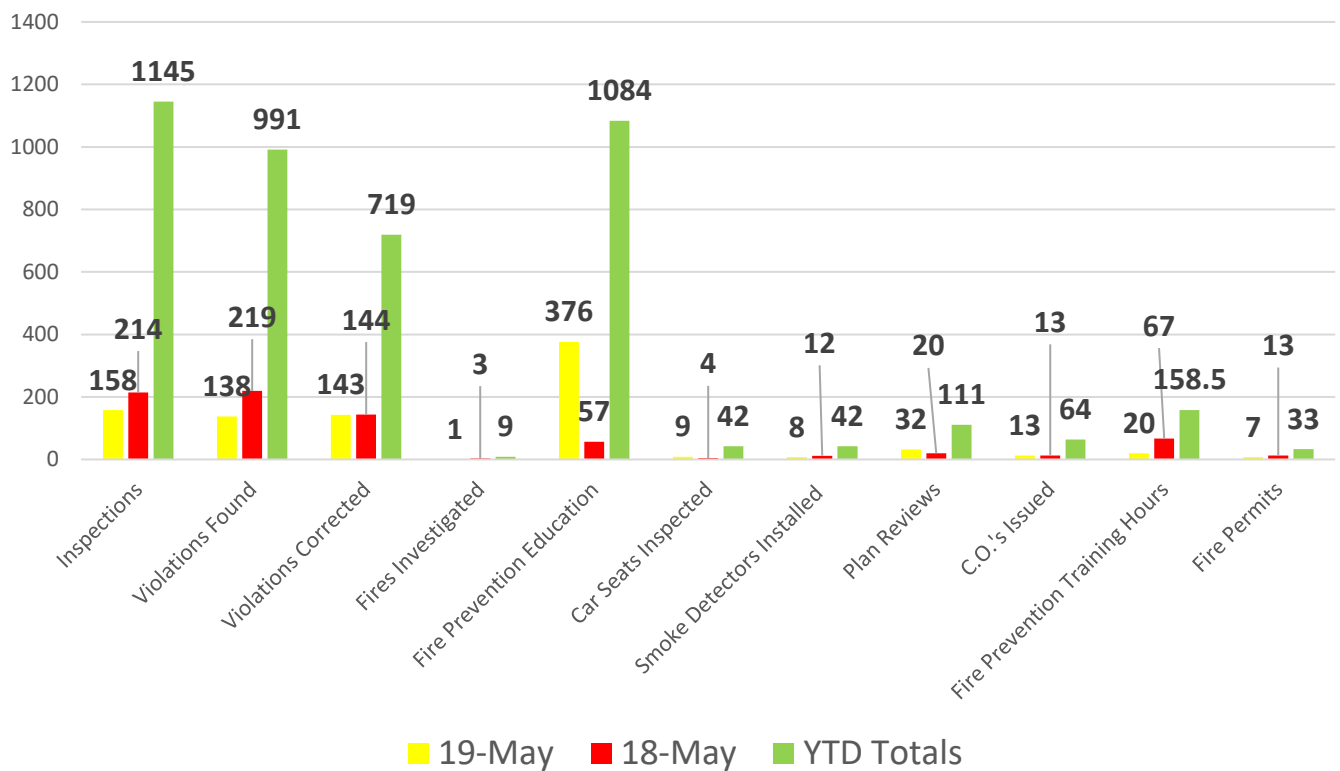
City of Greer Fire Department Monthly Report May 2019



DEPARTMENT TRAINING



OFFICE OF THE FIRE MARSHAL

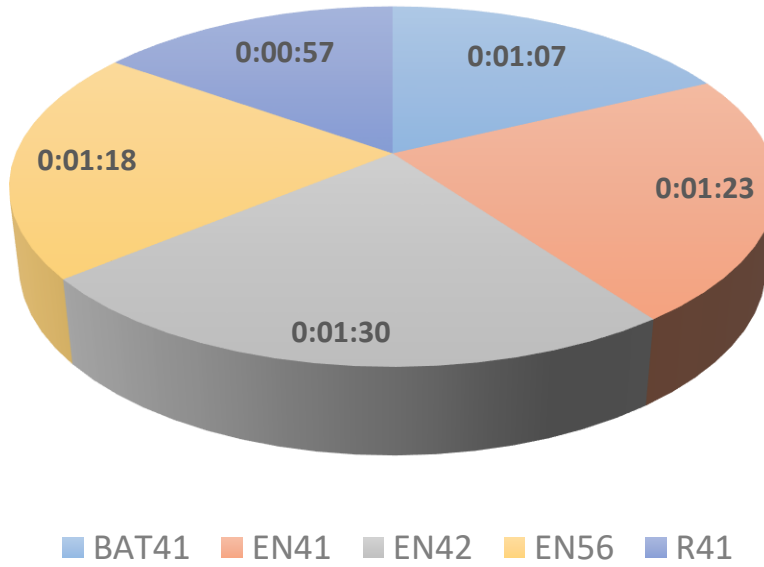




City of Greer Fire Department Monthly Report May 2019



**APPARATUS TURNOUT TIME (min)
(Dispatch to Enroute)
MAY**



**AVERAGE RESPONSE TIME, MINUTES
(DISPATCH TO ARRIVED)
MAY**

