

Building and Development Standards

MONTHLY REPORT: JULY 2020

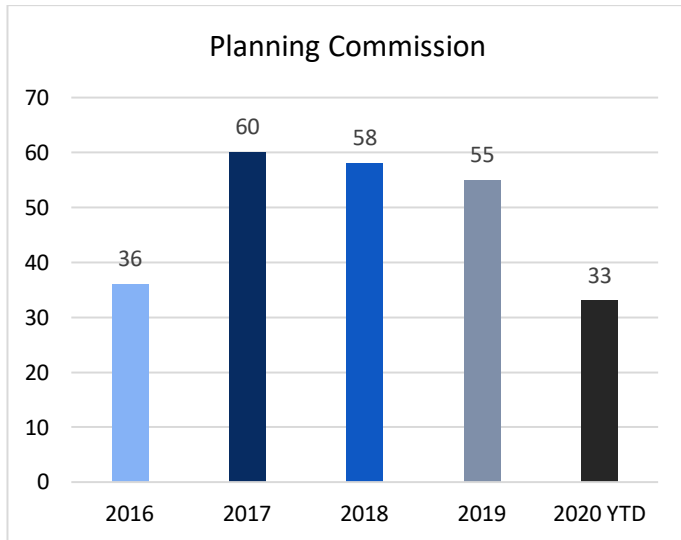


This is the monthly activity report of the Building and Development Standards department. It tracks the activities of: Planning & Zoning, Building Inspections and Code Enforcement, and GIS. More information about each of these divisions is located on the City of Greer's website at www.cityofgreer.org.

Planning & Zoning

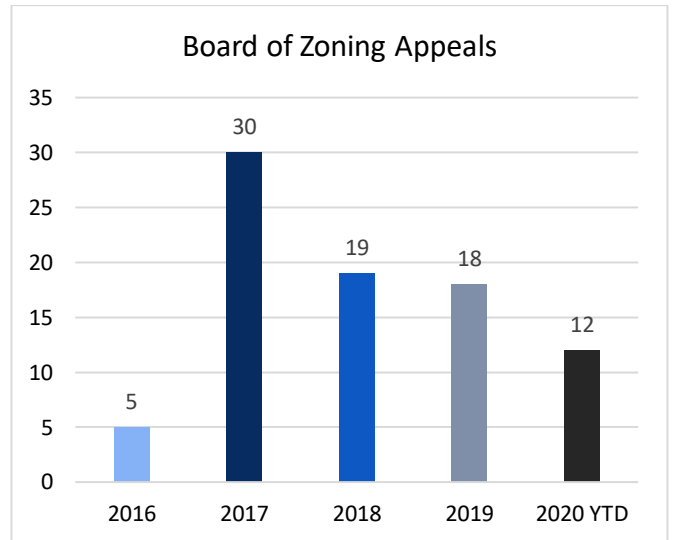
Planning Commission

The Planning Commission reviewed **five** cases in July.



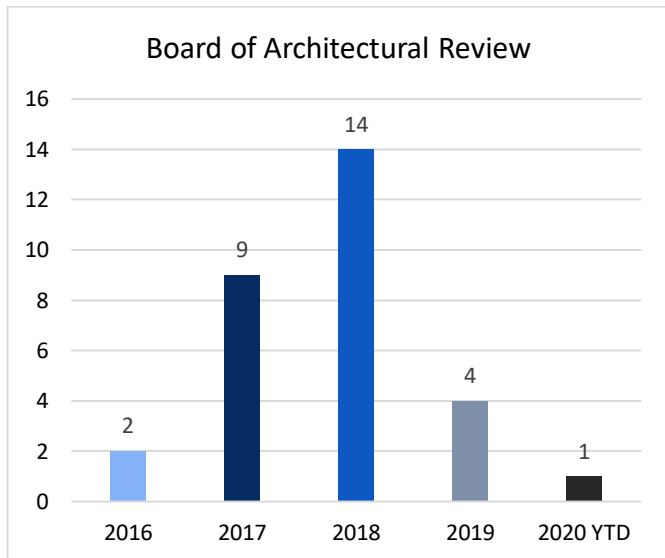
Board of Zoning Appeals

The Board of Zoning Appeals reviewed **one** case in July.



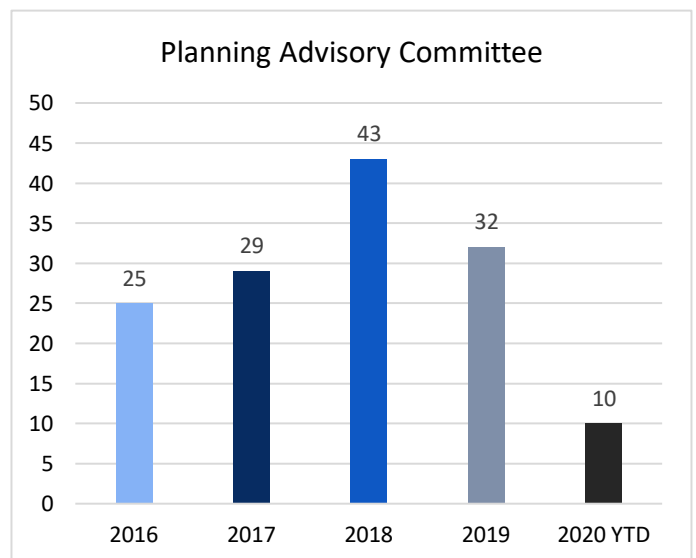
Board of Architectural Review

The Board of Architectural Review reviewed **zero** cases in July.

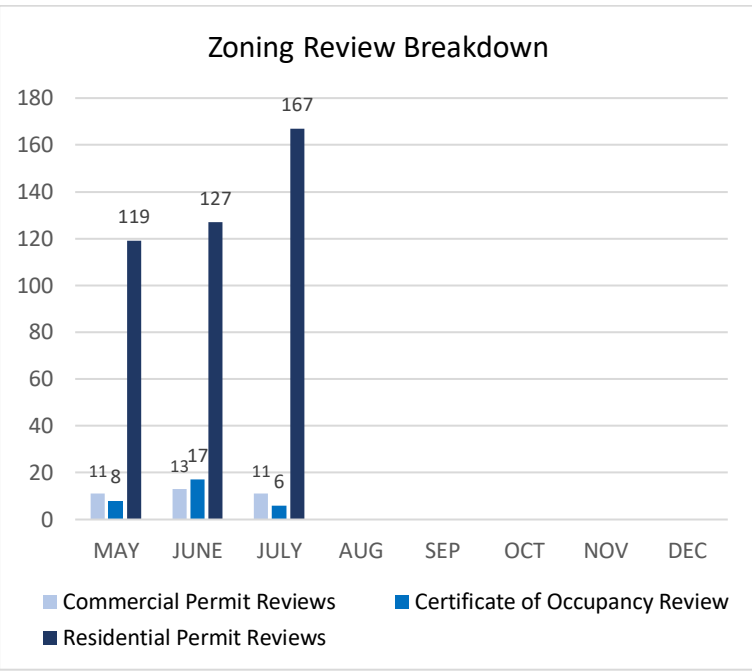
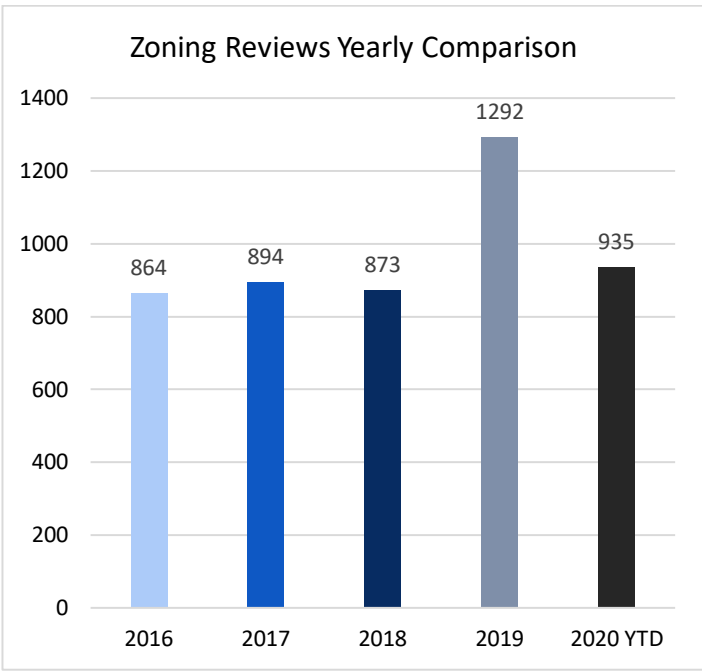


Planning Advisory Committee

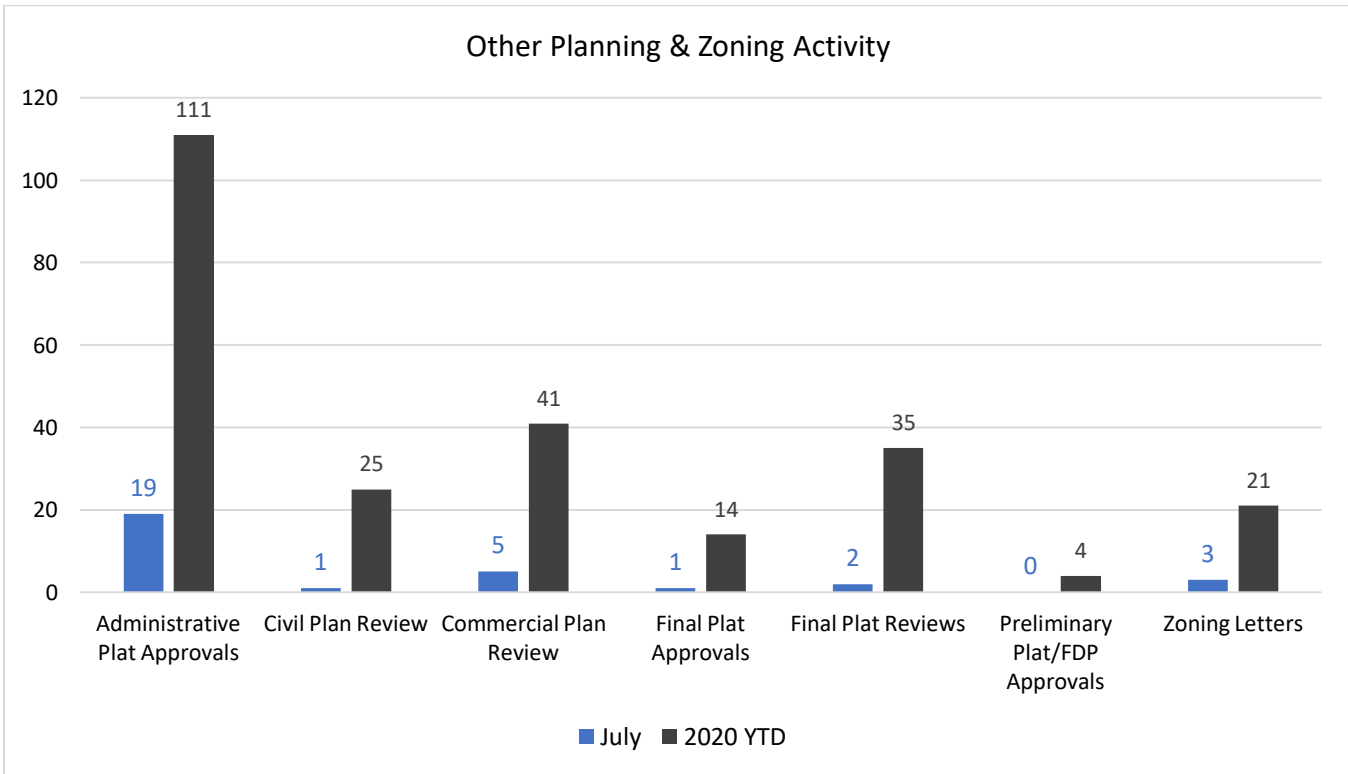
The Planning Advisory Committee reviewed **zero** cases in July.



For more information about these cases, please visit the Planning and Zoning division's webpage at: <http://www.cityofgreer.org> or visit the GIS division's webpage to see an interactive Development Dashboard.

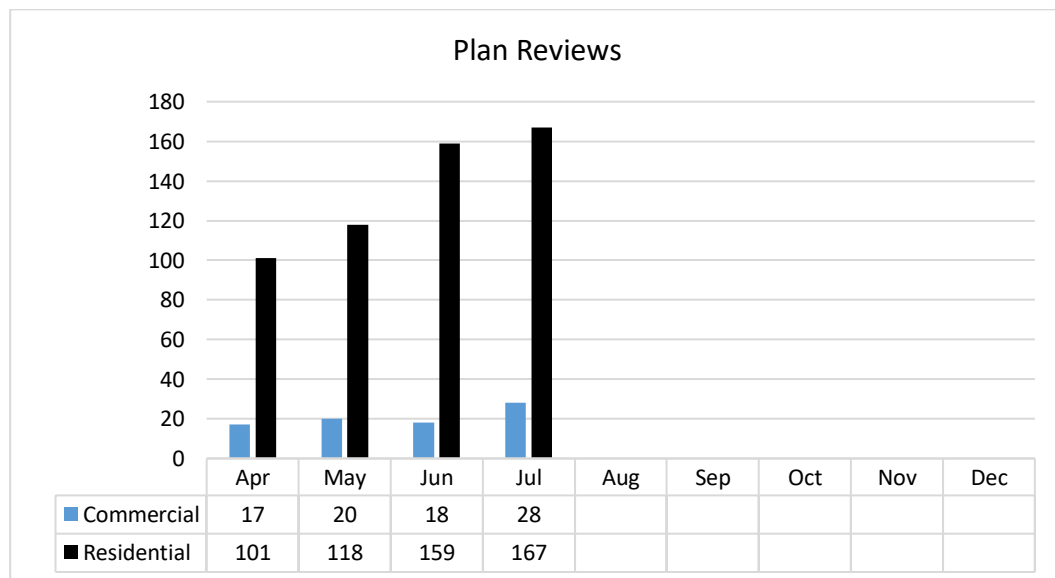


	JAN	FEB	MARCH	APRIL	MAY	JUNE	JULY	AUG	SEPT	OCT	NOV	DEC
2020 YTD	97	119	123	117	138	157	184	0	0	0	0	0

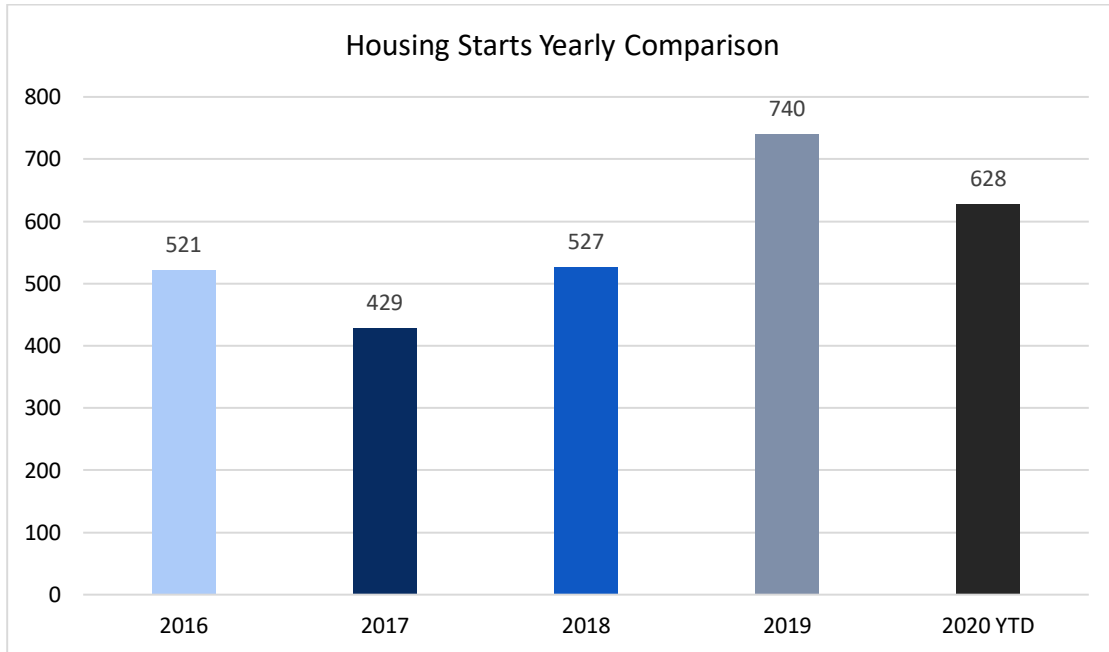


Building Inspections & Code Enforcement

Commercial Plan Review	Address
Chin Presbyterian	306 Bennett Center Drive
Refresco Addition	1980 Hood Road
Wal-mart Neighborhood Market	805 B W Wade Hampton Blvd
The Pines Pool	136 Allepo Lane
101 Trade Street Revisions	101 Trade Street
30, 32, 34, 36 Grey Oak Trail	Grey Oak Trail
Namaste Yoga Addition	122 Cannon Street
Chin Presbyterian Revisions	306 Bennett Center Drive
Hampton Inn Pool	112 N Main Street
101 Trade Street Revisions	101 Trade Street
Greer First Baptist Revisions	201 W Poinsett
AT & T Antena replacement	740 Brockman McClimon Road
Mezzanine Electrical	450 Global Commerce
Holiday Inn Express Remodel	1315 Wade Hampton
Brushy Creek Townes	447,449,451,453,455 Sea Grit Court
Rockbridge Townes	209, 211, 213, 215 Wrightwood Lane
Echo Ridge	416, 418, 420, 422, 424, 426 Windsinger Lane
Walgreens	1232 W Wade Hampton Blvd
Mayfair Station	226,228,230,232 Waverton Drive
South Main Townes	310,312,314,316,318 Hunt Glen Court
McDonalds	6125 W Wade Hampton Blvd
Shine on 29 Revisions	14011 E Wade Hampton Blvd
Carolina Commerce Revisions	1605 Poplar Drive
Carolina Commerce Revisions	1601 Poplar Drive
Brushy Creek Townes	439,441,443,445 Sea Grit
Blackledge Foundation Repair	539 E Poinsett Street
Jones Avenue Office Trailer	605 S Buncombe Road

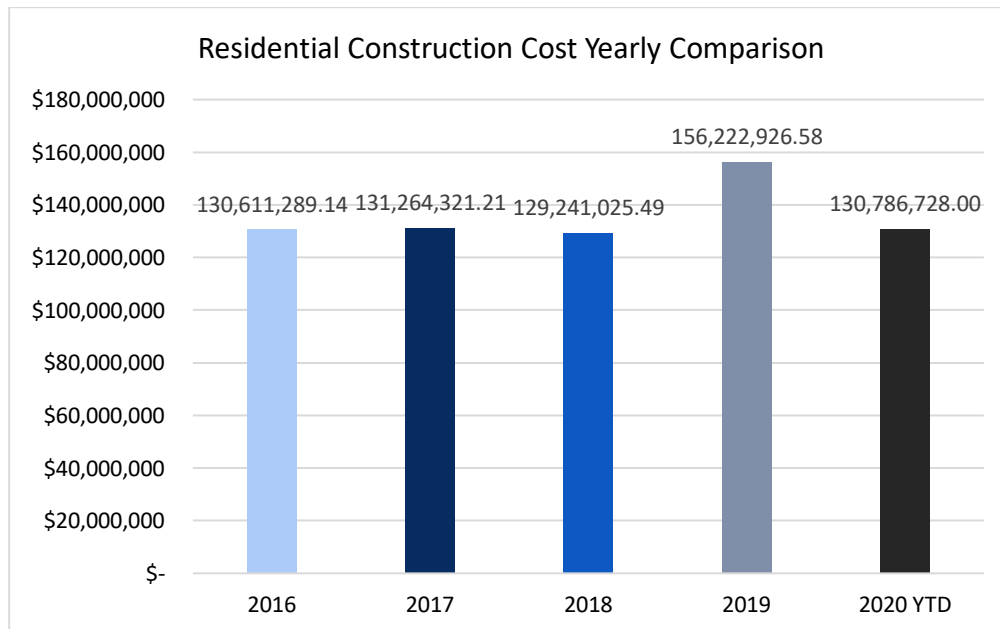


Housing Starts



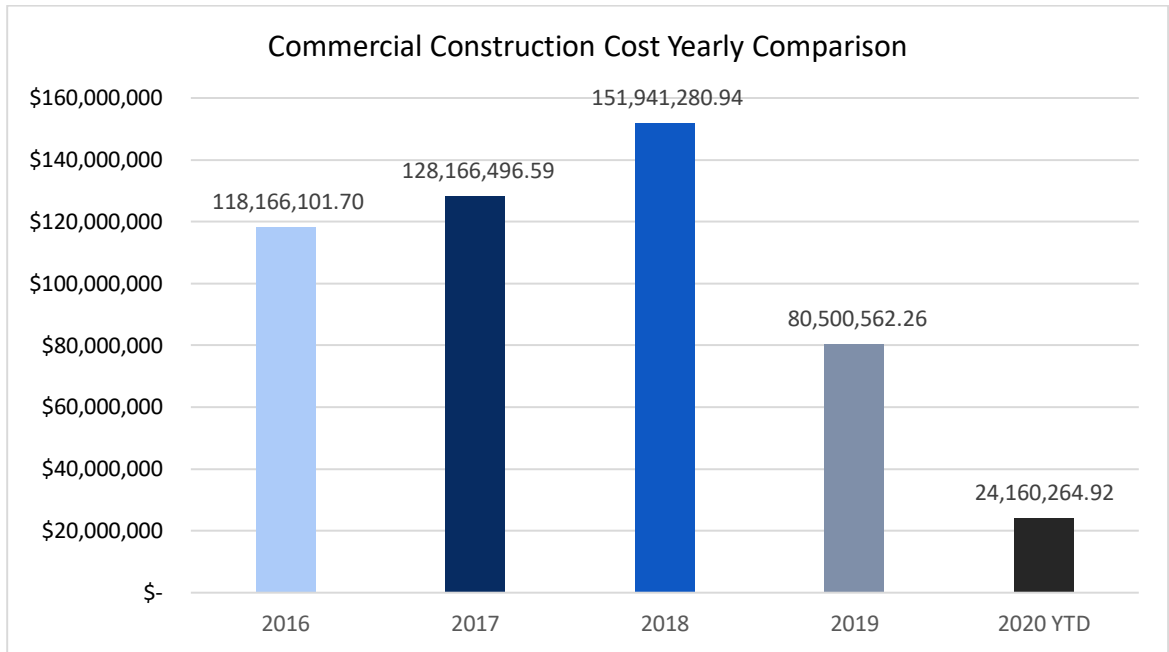
	JAN	FEB	MARCH	APRIL	MAY	JUNE	JULY	AUG	SEPT	OCT	NOV	DEC
2020 YTD	66	80	108	86	90	73	124	0	0	0	0	0

Residential Construction Costs



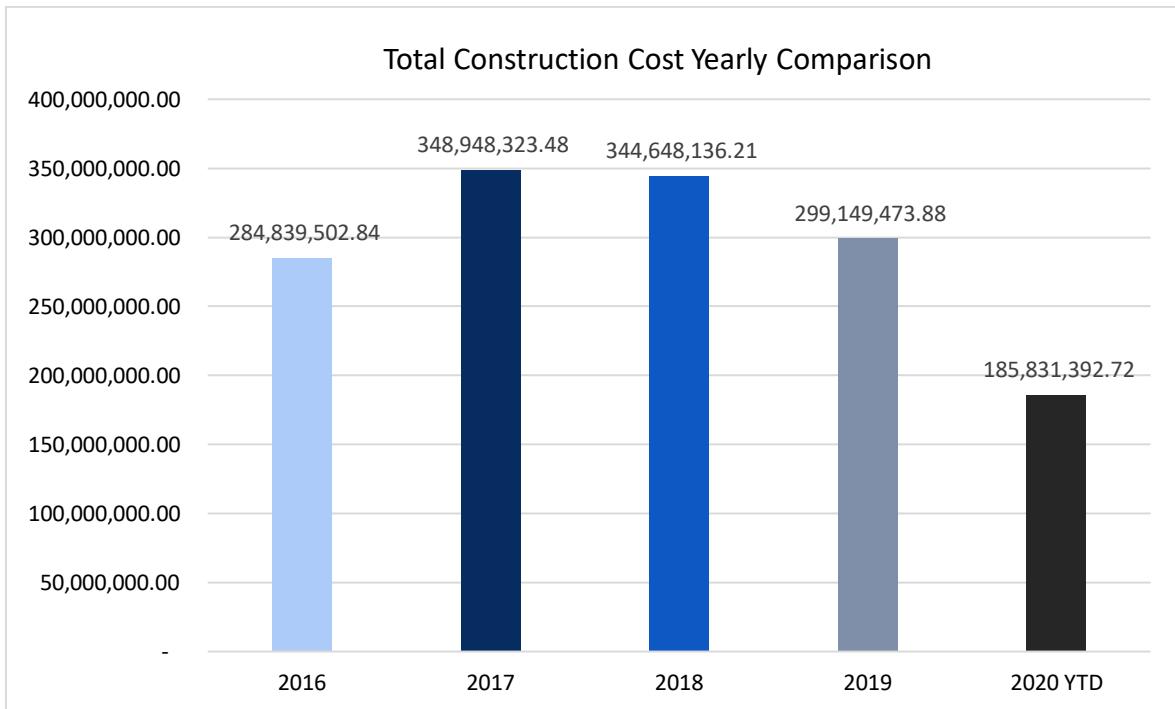
	JAN	FEB	MARCH	APRIL	MAY	JUNE
2020 YTD	14,955,266.04	17,955,746.53	22,210,966.00	15,257,825.80	16,660,852.48	16,957,398.00
	JULY	AUG	SEPT	OCT	NOV	DEC
	26,788,673.15	0	0	0	0	0

Commercial Construction Costs



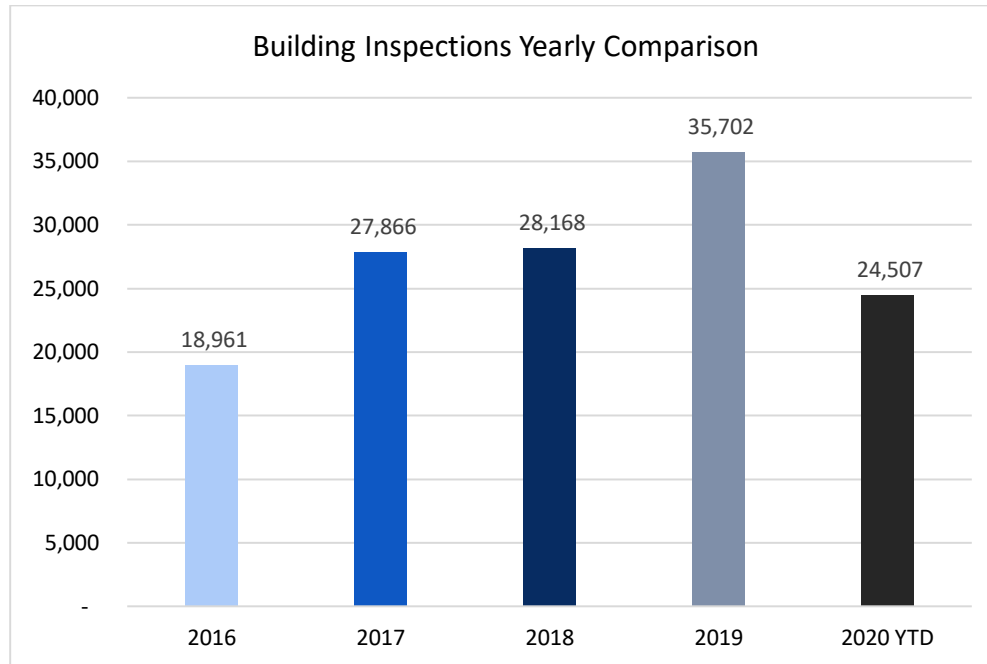
	JAN	FEB	MARCH	APRIL	MAY	JUNE
2020 YTD	3,327,804.00	149,738.30	13,767,393.00	1,558,201.32	1,631,463.30	3,022,622.00
	JULY	AUG	SEPT	OCT	NOV	DEC
	703,043.00	0	0	0	0	0

Total Construction Costs



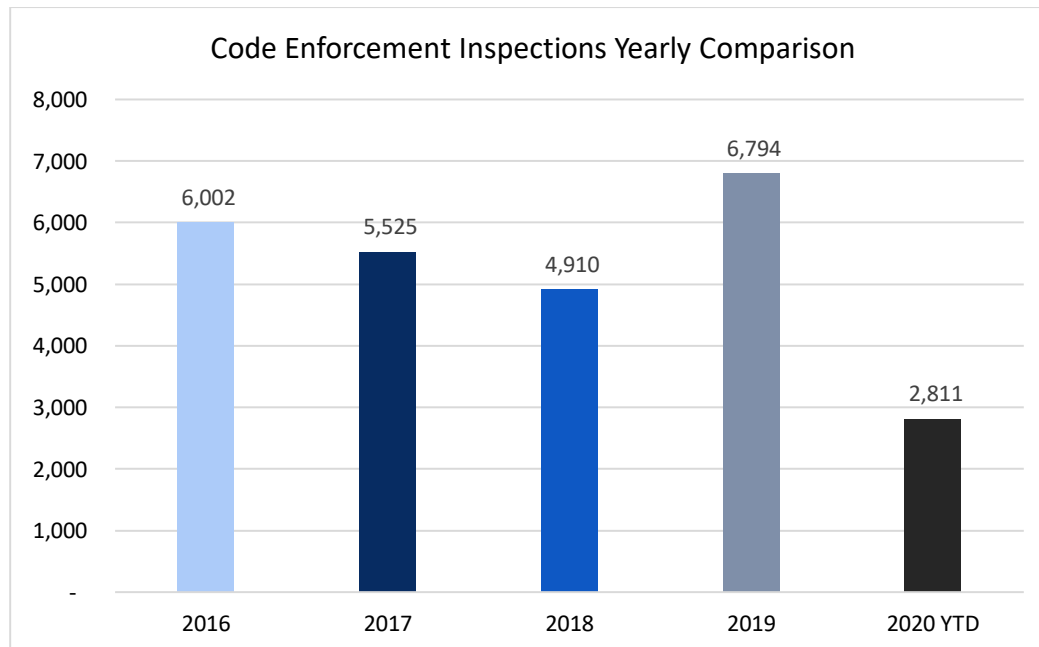
	JAN	FEB	MARCH	APRIL	MAY	JUNE
2020 YTD	24,679,383.71	21,208,476.20	41,241,547.55	24,103,871.41	19,724,442.79	23,516,795.27
	JULY	AUG	SEPT	OCT	NOV	DEC
	31,356,875.79	0	0	0	0	0

Building Inspections



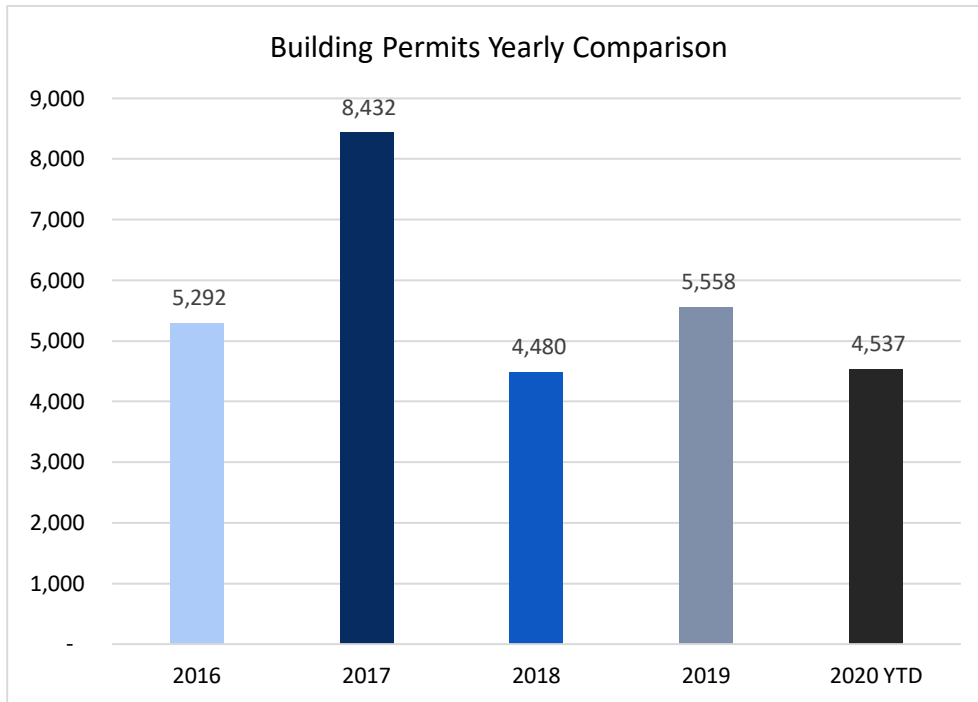
	JAN	FEB	MARCH	APRIL	MAY	JUNE	JULY	AUG	SEPT	OCT	NOV	DEC
2020 YTD	3,757	2,956	3,639	3,595	2,892	3,877	3,791	0	0	0	0	0

Code Enforcement Inspections



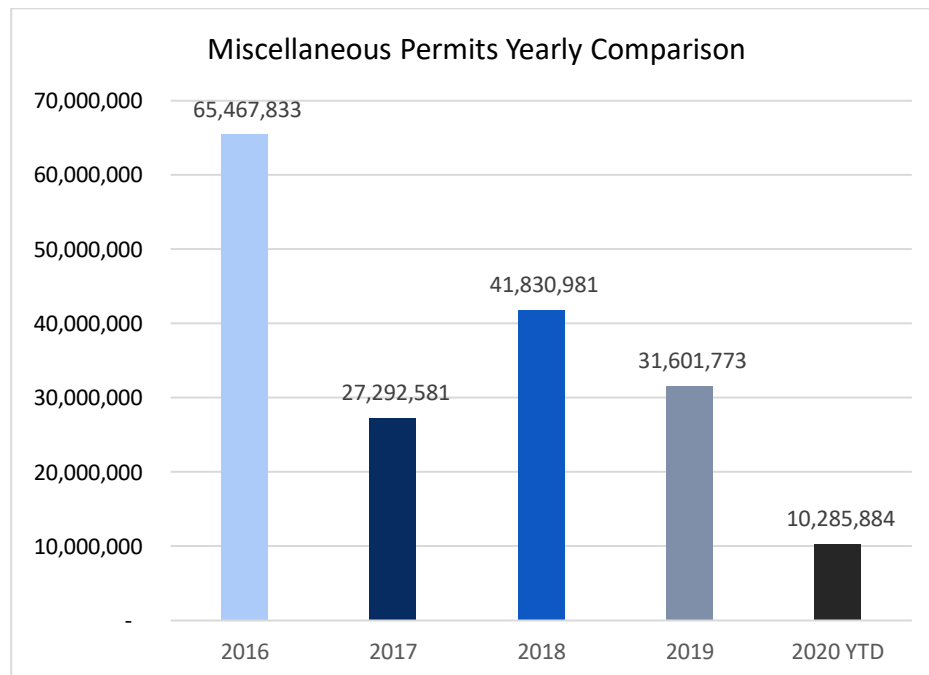
	JAN	FEB	MARCH	APRIL	MAY	JUNE	JULY	AUG	SEPT	OCT	NOV	DEC
2020 YTD	304	246	387	387	412	507	568	0	0	0	0	0

Building Permits



	JAN	FEB	MARCH	APRIL	MAY	JUNE	JULY	AUG	SEPT	OCT	NOV	DEC
2020 YTD	436	519	571	709	587	806	909	0	0	0	0	0

Miscellaneous Permits



	JAN	FEB	MARCH	APRIL	MAY	JUNE
2020 YTD	3,181,381.91	828,449.00	1,147,266.22	3,708,303.50	187,666.00	731,351.22
	JULY	AUG	SEPT	OCT	NOV	DEC
	501,466.00	0	0	0	0	0

Illegal Signs

