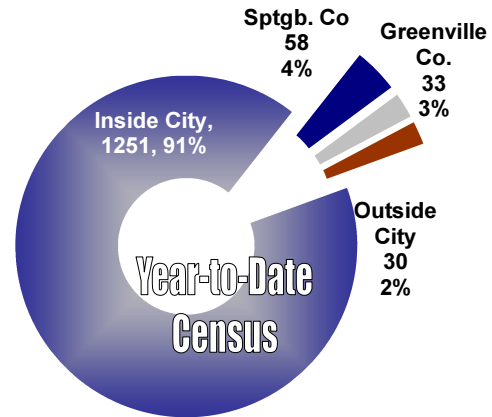
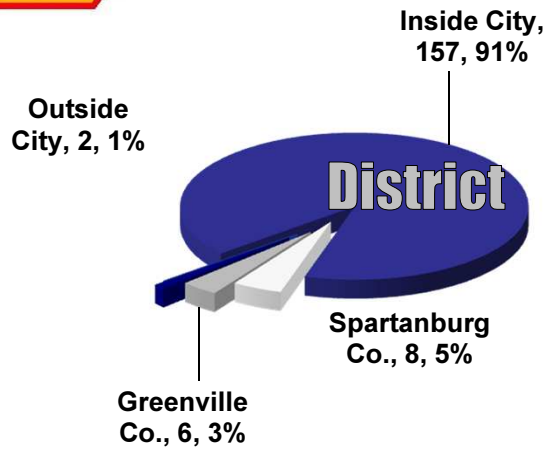
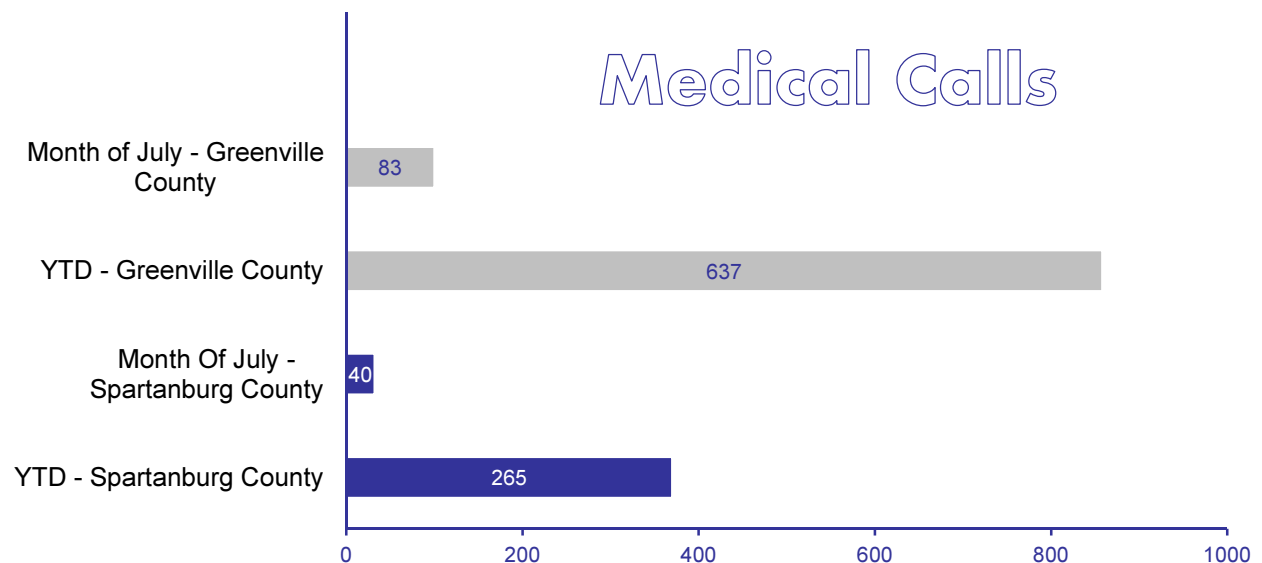




# Greer Fire Department Incident Report July 2014



## Medical Calls

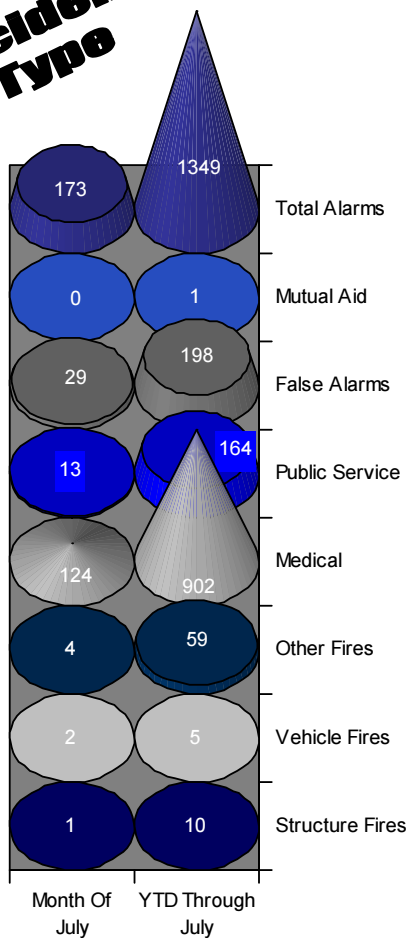




# Greer Fire Department Year-To-Date Statistics July 2014



## Incident Type



## July YTD

Inspections Done	113	761
Fire Prevention Taught	20	3616
Car Seats Inspected	10	149
Building Plan Reviews	7	64
Certificates of Occupancy Issued	11	69
Fire Permits	2	16

## PROPERTY LOSS

**July Value**

**July Loss**

**YTD Value**

**YTD Loss**

Structure Fires	\$106,850	\$1,250	\$8,101,150	\$1,496,500
Vehicle Fires	\$4,000	\$4,000	\$24,500	\$6,650
<b>Total</b>	<b>\$110,850</b>	<b>\$5,250</b>	<b>\$8,125,650</b>	<b>\$1,503,150</b>