

GREER POLICE DEPARTMENT

August 2018 Monthly Report



GREER POLICE DEPARTMENT

August 2018 Monthly Report

Command Staff

Chief Hamby

Captain Pressley

Lt. Richardson-

Administrative Division

Lt. Kelley-

Operations Division

Lt. Fortenberry-

Patrol Division

Lt. Varner-

Investigations Division



Fallen Officer
 Memorial Fund
 Pancake Dinner

Lt. Richardson- Administrative Division

Staffing Report

2018 Greer Police Department Staffing Report				
Department	Total Allocated Position	Current Staffing Level	Individuals on Light Duty, FMLA, or Military Leave	Positions to Fill
Sworn Officers	61 FT/ 1 PT	57 FT/ 0 PT	0	4FT/ 1 PT
Dispatch	12 FT/ 1 PT	12 FT/ 1PT	0	0
Detention	6 FT	5 FT	0	1FT
Administrative	6 FT/ 1 PT	6FT/ 1 PT	0	0
Animal Control	1 FT	1FT	0	0
Total	86 FT/ 3 PT	81FT/ 2PT	0	5FT/1PT

Volunteer Hours

Citizens Academy Volunteer Hours												
	Jan	Feb	Mar	Apr	May	Jun	Jul	Aug	Sep	Oct	Nov	Dec
Monthly Total	71.25	7	95.25	66.5	133.75	127.5	118	95.25				
Total YTD	71.25	78.25	173.50	240	373.75	501.25	619.25	694.5				

Departmental Training Report

Month	Classes	# Of Students	# Of Class Hours	Total Training Time
Jan. 2018	9	136	40	700
Feb. 2018	8	133	41	1,031
Mar. 2018	5	169	16	958
Apr. 2018	5	87	18	456
May 2018	5	117	15	312
June 2018	6	75	58	1,037
July 2018	9	170	29	450
Aug. 2018	5	132	16	614
Total YTD	52	1,019	233	5,058

Lt. Richardson- Administrative Division

Community Engagement



Homeless Tent in woods next to Maple Creek Drycleaners



Officers interacting with the Community at National Night Out

Lt. Kelley- Operations Division

Communications Center

Dispatch and Call Frequency	Jul-18	Aug-18	% Change From Previous Month	Year to Date 2017	Year to Date 2018	% Change from previous year
Number of 911 Calls	1,409	1,378	-2.2%	10,876	10,310	-5.2%
Incoming 7-Digit Line Calls	5,691	4,675	-17.9%	42,074	42,359	0.7%
Police Calls for Service	2,458	2,505	1.9%	19,064	20,966	10.0%
Fire Calls for Service	518	726	40.2%	2,207	3,273	48.3%
Total Dispatched Calls	2,976	3,231	8.6%	21,271	24,239	14.0%

Detention Center

Inmate and Process Total	Jul-18	Aug-18	% Change From Previous Month	Year to Date 2017	Year to Date 2018	% Change from previous year
Number of Adults Processed	134	143	6.7%	1,159	1,135	-2.1%
Transported to Greenville	46	53	15.2%	361	388	7.5%
Transported to Spartanburg	28	20	-28.6%	153	209	36.6%
Juveniles Processed	2	4	100.0%	36	22	-38.9%
Hours Covered by Patrol	8	8	0.0%	341	203	-40.5%

Lt. Kelley- Operations Division

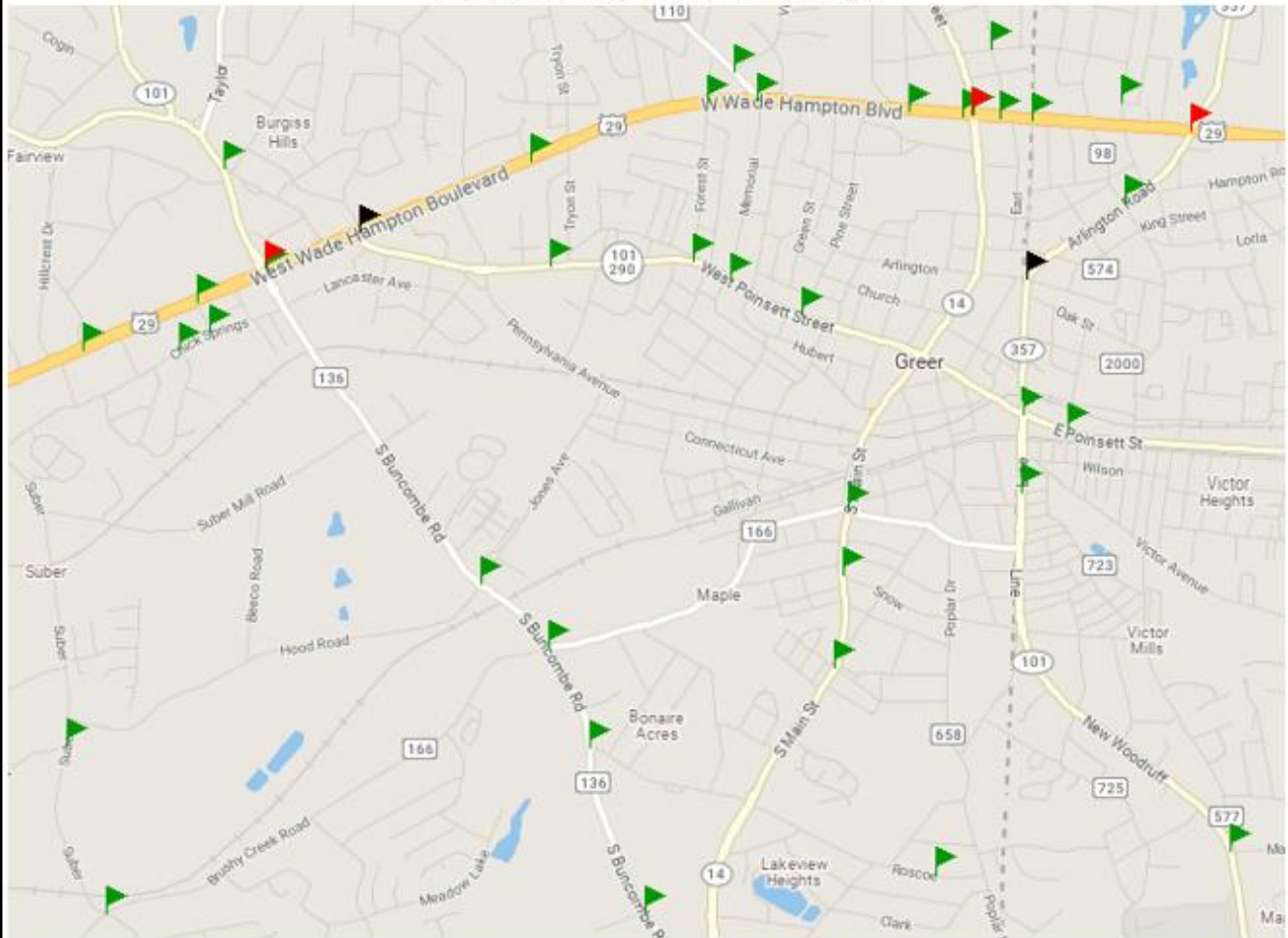
Animal Control Services

Animal Control Activity	July 2018	August 2018	% Change From Previous Month	Year to Date 2017	Year to Date 2018	% Change From Previous Year
Calls for Service	210	172	-18.1%	1,383	1,395	0.9%
Live Dogs Picked Up	15	4	-73.3%	62	83	33.9%
Live Cats Picked Up	13	13	0.0%	95	62	-34.7%
Traps Delivered	6	6	0.0%	48	45	-6.3%
Follow Up Calls	14	16	14.3%	98	106	8.2%
Citations Issued	3	1	-66.7%	4	8	100.0%

Lt. Fortenberry- Patrol Division

Police Patrol Activity	July-18	August-18	% Change	Last YTD	YTD	% Change
Citations issued	293	392	33.79%	3,732	2,952	-20.90%
Arrests	150	152	1.33%	1,200	1,185	-1.25%
Incident Reports	368	355	-3.53%	2,590	2,736	5.64%
Collision Reports	120	138	15.00%	1,018	1,036	1.77%
Warning Citations	233	271	16.31%	2,375	2,263	-4.72%
Patrol Miles	30,112	28,417	-5.63%	272,938	253,247	-7.21%
Warrants Served	171	111	-35.09%	1,104	994	-9.96%
Field Interviews	1	7	600.00%	150	48	-68.00%

August Collisions on Roadways



Green Flags indicates 1-2 collisions.
 Black Flags indicates 2-4 collisions.
 Red Flags indicates 5 or more collisions.

Lt. Fortenberry- Patrol Division

Patrol Community Engagement



Greer Middle
Student Visit at
the PD

Rollover
Collision on
Gilliam Road



Suber Road
Baptist Church
Painting

National Night
Out

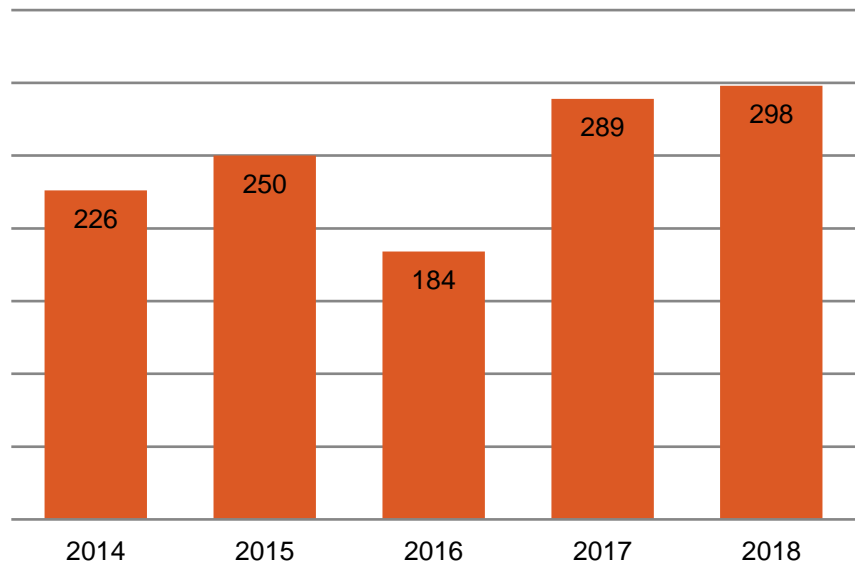


Lt. Varner- Investigations Division

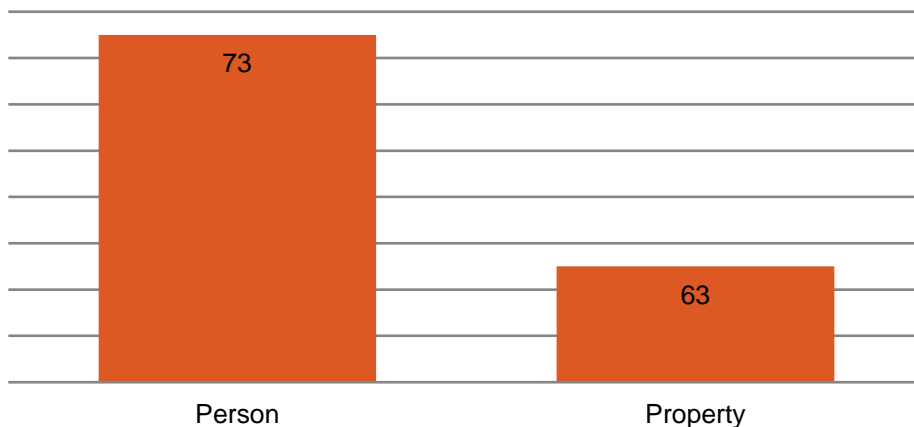
Cases Assigned YTD

There were a total of 43 new cases assigned to CID in August 2018. This brings the total number of cases assigned this year to 298 which is the highest number of assigned cases YTD in the past 5 years. The number of cases assigned is holding steady at approximately 10% of last year's number of assigned cases.

CID Assigned Cases Year to Date - August 2018



CID Closed Cases - Year to Date 2018 (Admin, Ex-Clear, No Status, Unfounded, Arrest)

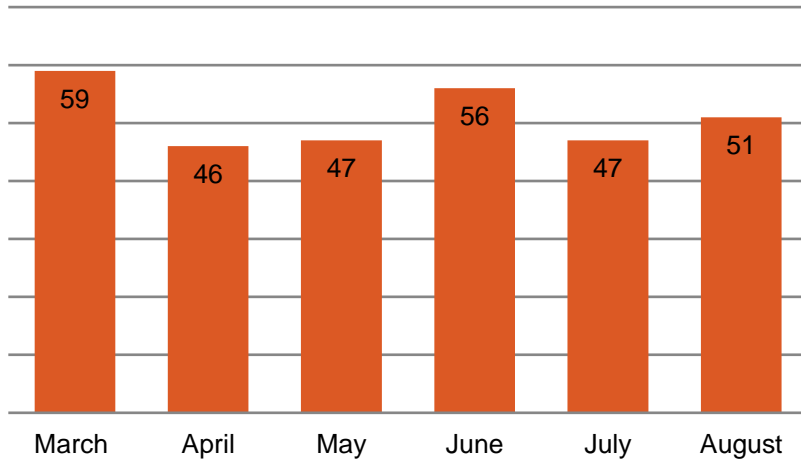


Closed Cases YTD

The chart represents the total number of cases CID has closed through August 2018 broken down by crimes against persons and property crimes. CID has closed a total of 136 cases in 2018 which is 43% of the total cases assigned.

Lt. Varner- Investigations Division

New VA Cases August 2018



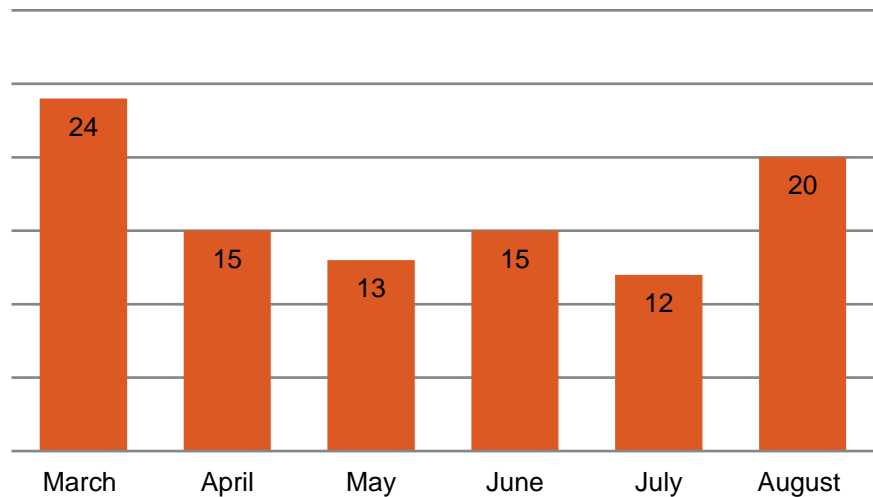
New Victim Advocate Cases

There were 51 new cases assigned in August 2018 which is consistent with the six month average of 51 new cases assigned. The number of assigned VA cases has remained consistent this year.

Crime Analyst Cases Worked

Crime Analyst Ellis spent time training Dana Chandler in her role as CID clerk. She also spent a great deal of time communicating with Spartanburg in an effort to fix the file sharing issue prohibiting us from digitally transferring files to their agency.

Crime Analysis - Cases Worked August 2018



Lt. Varner- Investigations Division

Vice/Narcotics Activity for August 2018

Arrests: 9 adults

Undercover Operations: 0

Agency Assists: 7

Firearms Seized: 1

Money Forfeited: \$0

Search Warrants Executed: 3

**** 15 alcohol compliance checks were completed with one sale to underage buyer**

Notable Events/Cases:

Assist Other Agency: Greenville County Sheriff's Office

Det. Montgomery and Cpl. McWhite have been working a joint investigation with the Sheriff's Office and the Greenville City Police Department in Area 1 and throughout Greenville County. This month, a search warrant was executed and four pounds of marijuana, approximately 10,000 Xanax tablets, and marijuana wax was seized from the subject's residence. The subject of the investigation has agreed to cooperate with law enforcement and this case is pending.

CID TRAINING/OTHER

- CID was "called out" a total of 5 hours.
- Investigators spent a total of 30.5 hours in court.
- Cpl. McWhite, Det. Montgomery, Det. Bash, and Det. Arterburn responded to two ERT call outs as part of the response team.
- Cpl. McWhite and Det. Montgomery both provided shift coverage for a total of 3 shifts covered.
- Sgt. Blackwell worked on the softball tournament (with Dana & Meghan's help).
- CID was called out for approximately 31 hours this month.
- CSC suspect fled to Las Vegas- through a joint effort with SLED, he was tracked down, captured, and is in the process of being extradited back to SC early September.